



Done For You Real Estate

# 2018 Annual Acquisitions Report

**“You’re Only ONE  
Property Away...”**

Visit [dfy-realestate.com](http://dfy-realestate.com) To  
Begin Redefining Your  
Retirement By Replacing Your  
Income One Property At A Time

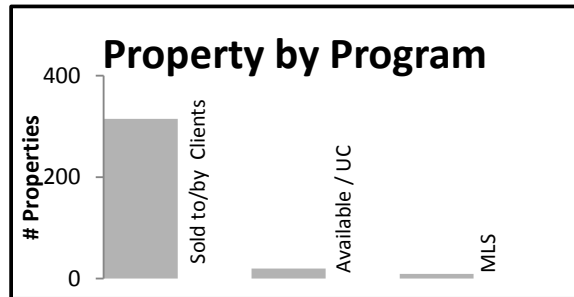
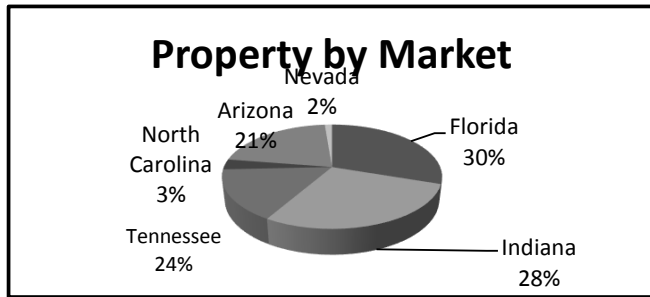




### Acquisition Summary

In 2018, the Acquisition Team at Done For You Real Estate (DFYRE) supplied 315+ properties to the various DFYRE programs. As of 12/31/2018, 209 were purchased by DFYRE clients, 106 were sold by DFYRE clients, 20 were available or under contract, and 9+ were sold on the MLS to outside buyers. The data below breaks down DFYRE's Hot Acquiring Markets: Florida, Indiana, North Carolina & Tennessee and Hot Resale Markets: Arizona & Nevada.

	Properties Acquired & Sold*	Acquisition & Sale Price*
<b>Florida</b>	95	\$ 15,853,761.00
<b>Indiana</b>	89	\$ 12,162,305.00
<b>Tennessee</b>	50	\$ 8,612,655.00
<b>North Carolina</b>	10	\$ 1,523,900.00
<b>Arizona</b>	67	\$ 12,364,360.00
<b>Nevada</b>	4	\$ 928,000.00
<b>Overall</b>	<b>315</b>	<b>\$ 51,444,981.00</b>



Sold to/by DFYRE Clients	Available/Under Contract	MLS	Rejected**
315	20	9	41

### Acquisition Property Averages\*

	Purchase Price to Client	Square Footage	Price Per Square Feet	Year Built
<b>Florida</b>	\$ 166,120.91	1627	\$ 107.54	2009
<b>Indiana</b>	\$ 142,773.92	1472	\$ 86.55	1987
<b>North Carolina</b>	\$ 152,390.00	1639	\$ 102.14	2018
<b>Tennessee</b>	\$ 173,814.56	2047	\$ 86.93	1990
<b>Overall</b>	<b>\$ 159,859.43</b>	<b>1705</b>	<b>\$ 96.59</b>	<b>2000</b>

### Resale Property Averages\*

	Sale Price	Equity Created	Years Owned
<b>Arizona</b>	\$ 184,542.69	\$ 65,312.84	5.0
<b>Nevada</b>	\$ 232,000.00	\$ 133,800.00	6.2
<b>Indiana</b>	\$ 120,083.33	\$ 27,495.83	3.2
<b>Tennessee</b>	\$ 158,200.00	\$ 25,600.00	3.3
<b>Florida</b>	\$ 178,166.67	\$ 47,083.33	3.4
<b>Overall</b>	<b>\$ 170,135.47</b>	<b>\$ 56,429.81</b>	<b>5.5</b>

\*Refer to Appendix A & D for the complete list of properties purchased and sold along with data associated with each transaction.

\*\*The rejected homes were returned to the supplier because they did not fit the DFYRE model after being submitted for review/initial approval. Another 100+ properties did not pass the initial approval for the DFYRE model.

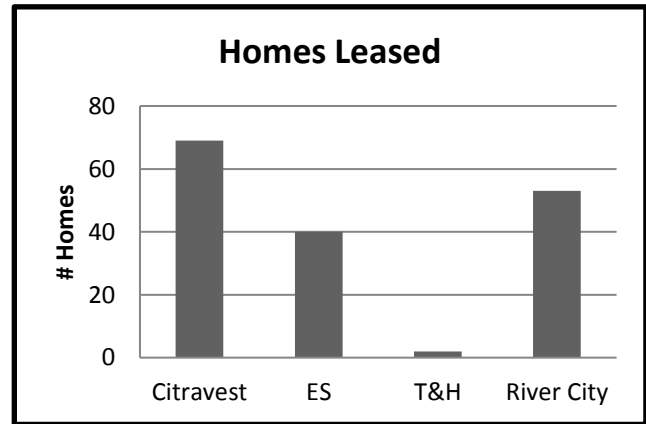
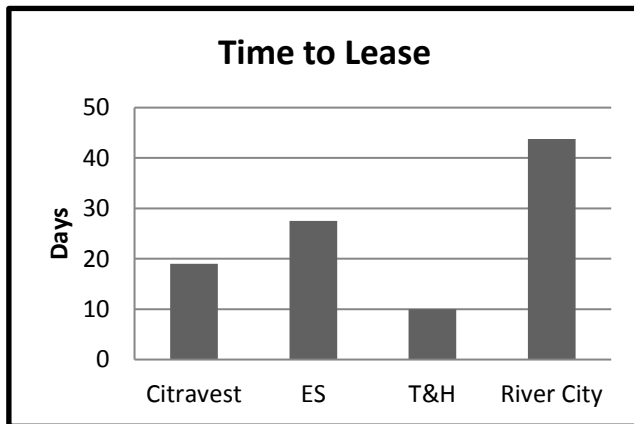


## Property Management Summary

The Acquisition Team at Done for you Real Estate oversees multiple property managers in each market. Data below represents Hot Market property management performance for homes that started management in 2018. \*

Overall	Target Rent	Actual Rent	% of Actual to Target Rent	Time to Lease**	Homes Leased	Total
	\$ 1,384.51	\$ 1,392.29	101%	37	190	190

PMC	Target Rent	Actual Rent	% of Actual to Target Rent	Time to Lease**	Homes Leased	Total
<b>Florida</b>						
Citravest	\$ 1,406.75	\$ 1,408.77	100%	19	69	69
<b>Indiana</b>						
ES	\$ 1,184.88	\$ 1,183.88	100%	28	40	40
T&H	\$ 1,137.50	\$ 1,137.50	100%	10	2	2
<b>North Carolina</b>						
MW Properties	\$ 1,401.59	\$ 1,481.59	106%	84	22	22
<b>Tennessee</b>						
River City	\$ 1,511.13	\$ 1,501.13	99%	44	53	53



\* Refer to Appendix B for details regarding this information.

\*\* Time to lease is the period from market start date (if after client acquisition date) to the date the property lease is signed.

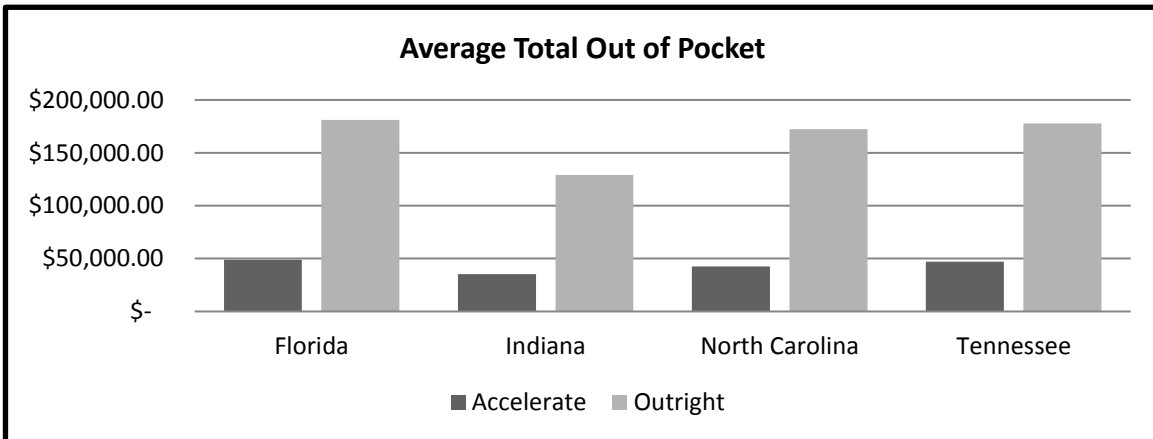
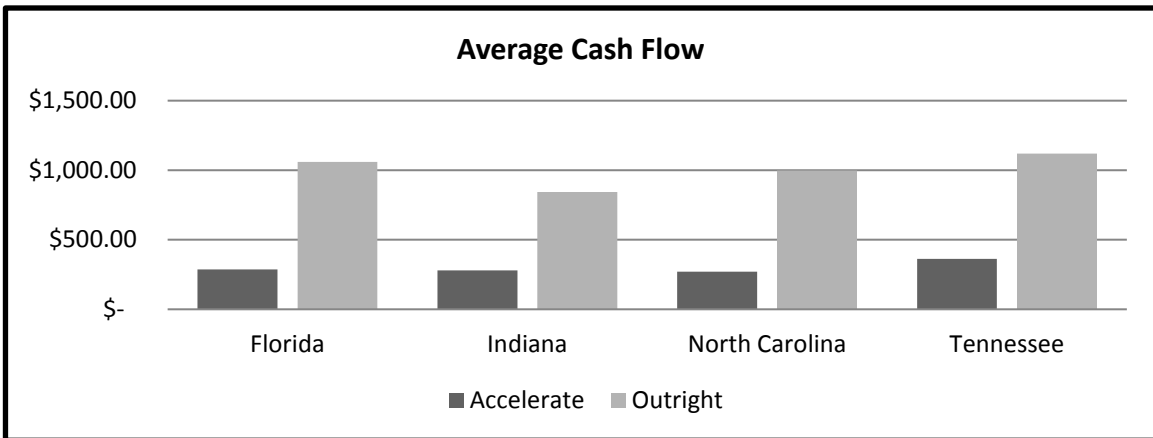
\*\* Off market homes consist of homes listed on the MLS, in rehab, under contract, or in underwriting.



## Cash Flow & Total Out of Pocket Summary

The homes supplied by Done For You Real Estate's In-house and direct models in 2018 were used to gather these findings. The figures are based on estimated cash flow and estimated total out of pocket expenses.

	Accelerate Cash Flow*	Outright Cash Flow*	Accelerate Total Out of Pocket*	Outright Total Out of Pocket*
<b>Florida</b>	\$ 285.53	\$ 1,059.20	\$ 48,883.03	\$ 181,080.49
<b>Indiana</b>	\$ 279.46	\$ 843.67	\$ 35,290.14	\$ 128,938.52
<b>North Carolina</b>	\$ 271.48	\$ 996.97	\$ 42,574.97	\$ 172,200.94
<b>Tennessee</b>	\$ 361.44	\$ 1,118.52	\$ 47,136.16	\$ 177,673.42
<b>Overall</b>	\$ 301.22	\$ 1,007.08	\$ 44,093.92	\$ 165,732.73



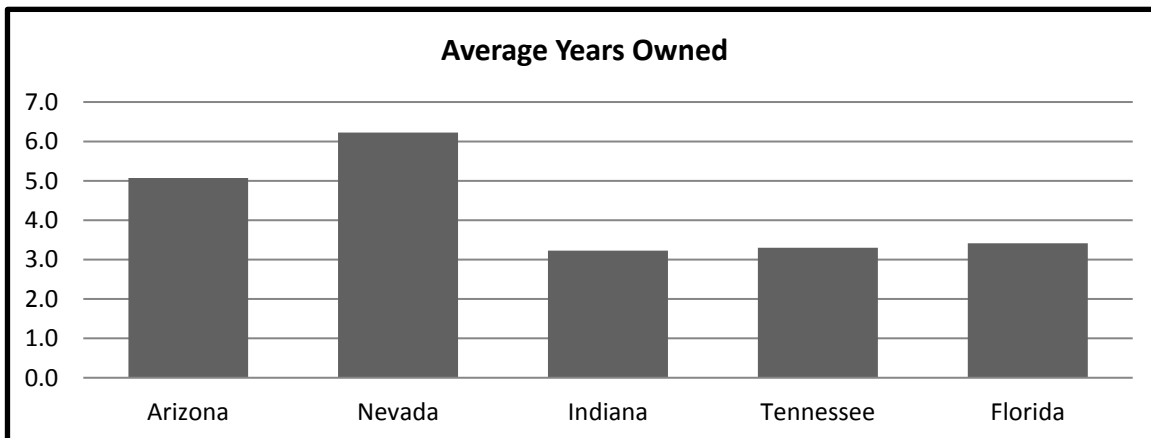
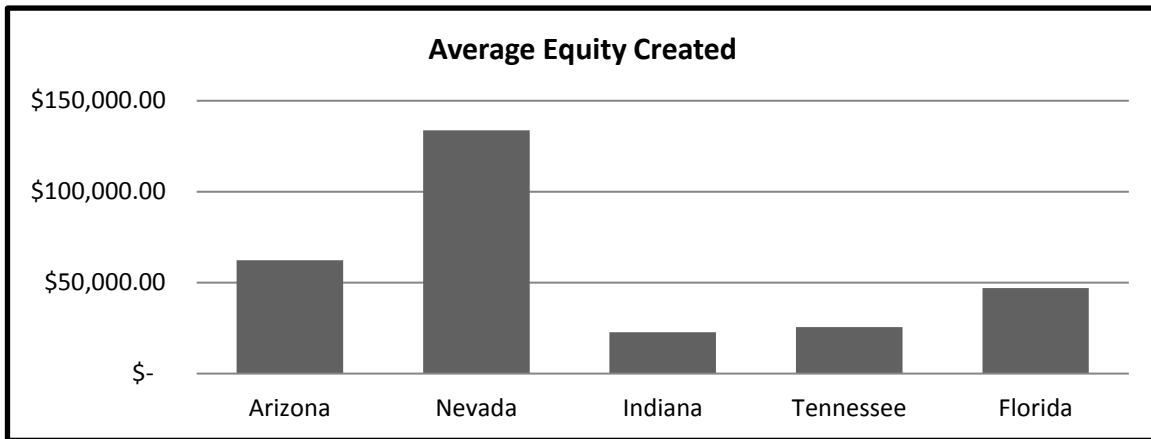
\*Refer to Appendix C for Cash Flow and Total Out of Pocket details



## Property Resale Summary

As part of the Done For You Real Estate model, the acquisitions team advises and assists clients in exiting properties at a time that may benefit a client's portfolio. The team walks the clients through the entire process including return analysis, rehab, showings, negotiations, and escrow. A total of 106 properties were sold in 2018. These properties were originally purchased by clients through the DFYRE model between 2010 and 2016.

	Original Client Purchase Price	Sale Price	Equity Created	Years Owned
<b>Arizona</b>	\$ 122,185.07	\$ 184,542.69	\$ 62,357.61	5.1
<b>Nevada</b>	\$ 98,200.00	\$ 232,000.00	\$ 133,800.00	6.2
<b>Indiana</b>	\$ 97,295.83	\$ 120,083.33	\$ 22,787.50	3.2
<b>Tennessee</b>	\$ 132,600.00	\$ 158,200.00	\$ 25,600.00	3.3
<b>Florida</b>	\$ 131,083.33	\$ 178,166.67	\$ 47,083.33	3.4
	\$ 116,639.62	\$ 170,135.47	\$ 53,495.85	5.5



\*Refer to Appendix D for Property Resale details



## Acquisitions Team Summary

<b>TOTAL TEAM</b>	<b>148</b>
<b>Done For You Real Estate Acquisitions Team</b>	
<b>Name</b>	<b>Title</b>
Steve Earl	President
Richard Lamoreaux	Corporate Controller
Natalie Ige	Acquisitions & Transaction Manager
Sariah Bigelow	Front End Coordinator

<b>Arizona Team</b>	
Acquisitions/Resale	4
Property Management	6
Real Estate	9
Rehab Contractors	19
<b>Total</b>	<b>38</b>

<b>North Carolina Team</b>	
Acquisitions/Resale	3
Property Management	7
Real Estate	2
Title/Attorney	2
<b>Total</b>	<b>14</b>

<b>Florida Team</b>	
Acquisitions/Resale	1
Property Management	4
Real Estate	5
Rehab Contractors	16
Title	3
<b>Total</b>	<b>29</b>

<b>Nevada Team</b>	
Acquisitions/Resale	3
Property Management	3
Real Estate	2
Rehab Contractors	7
<b>Total</b>	<b>15</b>

<b>Indiana Team</b>	
Acquisitions/Resale	4
Property Management	5
Real Estate	2
Rehab Contractors	13
Title	2
<b>Total</b>	<b>26</b>

<b>Tennessee Team</b>	
Acquisitions/Resale	5
Property Management	2
Real Estate	1
Rehab Contractors	11
Title/Attorney	3
<b>Total</b>	<b>22</b>

\* Please see DFYRE Acquisition Team for specific market contacts



## Appendix A Properties Purchased

	Purchase Price Total	Average Purchase Price	Number Properties
Florida	\$ 14,784,761.00	\$ 166,120.91	89
Indiana	\$ 9,280,305.00	\$ 142,773.92	65
North Carolina	\$ 1,523,900.00	\$ 152,390.00	10
Tennessee	\$ 7,821,655.00	\$ 173,814.56	45
Overall	\$ 33,410,621.00	\$ 159,859.43	209

### PROPERTY LIST

ACQUISITION DATE	PROPERTY ADDRESS	STATE LOCATION	CLIENT PURCHASE PRICE	Year Built	Square Feet	Price Per Square Foot
12/3/2017	Cody Caleb Dr Winter Haven, FL 33881	FL	\$ 171,000.00	2006	2015	\$ 84.86
12/1/2017	Eagle Point Blvd Auburndale, FL 33823	FL	\$ 150,000.00	2004	1324	\$ 113.29
12/13/2017	Peppermill Cir Kissimmee, FL 34758	FL	\$ 165,000.00	1998	1774	\$ 93.01
12/18/2017	Rose Blvd Winter Haven, FL 33881	FL	\$ 168,000.00	2007	1857	\$ 90.47
1/11/2018	Buckeye Point Dr Winter Haven, FL 33881	FL	\$ 166,000.00	2005	1613	\$ 102.91
1/16/2018	Oglethorpe Ct Kissimmee, FL 34758	FL	\$ 144,000.00	2002	1128	\$ 127.66
1/15/2018	Salmon Ct Poinciana, FL 34759	FL	\$ 162,500.00	2005	1743	\$ 93.23
12/18/2017	Grey Heron Dr Winter Haven, FL 33881	FL	\$ 177,730.00	2017	1542	\$ 115.26
1/15/2018	Diamond Ridge Blvd Auburndale, FL 33823	FL	\$ 141,500.00	1999	1134	\$ 124.78
1/20/2018	Brenton Manor Dr Winter Haven, FL 33881	FL	\$ 172,000.00	2015	1584	\$ 108.59
2/22/2018	Danube Dr Poinciana, FL 34759	FL	\$ 154,000.00	2005	1750	\$ 88.00
5/15/2018	Stockport Dr Kissimmee, FL 34758	FL	\$ 162,000.00	2002	1576	\$ 102.79
3/21/2018	Hudson Ct Kissimmee, FL 34759	FL	\$ 163,000.00	2006	1769	\$ 92.14
3/16/2018	Squires Grove Dr Winter Haven, FL 33880	FL	\$ 177,736.00	2018	1753	\$ 101.39
4/10/2018	Herring Ct Poinciana, FL 34759	FL	\$ 160,000.00	2004	1534	\$ 104.30
4/16/2018	Dove Ct Poinciana, FL 34759	FL	\$ 165,000.00	2004	1571	\$ 105.03
4/6/2018	Bering Rd Poinciana, FL 34759	FL	\$ 150,380.00	2005	1839	\$ 81.77
4/23/2018	Hibiscus St Winter Haven, FL 33881	FL	\$ 169,900.00	2017	1352	\$ 125.67
4/26/2018	Cherokee Dr Auburndale, FL 33823	FL	\$ 145,000.00	1997	1097	\$ 132.18
4/9/2018	James Circle Lake Alfred, FL 33850	FL	\$ 172,000.00	2006	2160	\$ 79.63
5/7/2018	Grouper Dr Poinciana, FL 34759	FL	\$ 163,000.00	2006	1440	\$ 113.19
3/27/2018	Fall Glo Rd Winter Haven, FL 33880	FL	\$ 177,990.00	2018	1504	\$ 118.34
5/30/2018	Magnolia Preserve Blvd Winter Haven, FL 33880	FL	\$ 158,500.00	2009	1304	\$ 121.55
6/1/2018	Astor Dr Haines City, FL 33844	FL	\$ 179,900.00	2006	1893	\$ 95.03
6/5/2018	Shad Way Poinciana, FL 34759	FL	\$ 163,500.00	2004	1584	\$ 103.22
6/1/2018	Cody Caleb Dr Winter Haven, FL 33884	FL	\$ 170,000.00	2005	1642	\$ 103.53
6/5/2018	Conch Dr Poinciana, FL 34759	FL	\$ 162,500.00	2004	1551	\$ 104.77
6/22/2018	Kings Pond Ave Winter Haven, FL 33880	FL	\$ 158,000.00	2005	1533	\$ 103.07
6/26/2018	Spring Creek Rd Dundee, FL 33838	FL	\$ 180,500.00	2015	1600	\$ 112.81
6/28/2018	Osprey Heights Dr Winter Haven, FL 33880	FL	\$ 143,000.00	2001	1109	\$ 128.94
7/3/2018	Rio Grande Lp Poinciana, FL 34759	FL	\$ 177,500.00	2006	2094	\$ 84.77
6/22/2018	Whispering Trls St Winter Haven, FL 33884	FL	\$ 146,250.00	2006	1150	\$ 127.17
6/25/2018	Rose Blvd Winter Haven, FL 33881	FL	\$ 222,990.00	2018	2601	\$ 85.73
4/13/2018	Fall Glo Rd Winter Haven, FL 33880	FL	\$ 179,990.00	2018	1504	\$ 119.67
6/13/2018	Squires Grove Dr Winter Haven, FL 33880	FL	\$ 177,790.00	2018	1504	\$ 118.21
7/23/2018	Haines Trl Winter Haven, FL 33881	FL	\$ 177,000.00	2007	1862	\$ 95.06
8/6/2018	Summerfield Cir Winter Haven, FL 33881	FL	\$ 169,000.00	2017	1355	\$ 124.72
7/30/2018	Whispering Trls Blvd Winter Haven, FL 33884	FL	\$ 185,000.00	2006	2150	\$ 86.05
8/6/2018	Emily Dr Winter Haven, FL 33884	FL	\$ 172,500.00	2005	1636	\$ 105.44
8/9/2018	Pilchard Dr Poinciana, FL 34759	FL	\$ 174,000.00	2004	1904	\$ 91.39

8/10/2018	Basil Ct Poinciana, FL 34759	FL	\$ 152,000.00	2004	1030	\$ 147.57
8/3/2018	Majestic Gardens Blvd Winter Haven, FL 33880	FL	\$ 179,000.00	2013	1711	\$ 104.62
8/17/2018	Majestic Gardens Ct Winter Haven, FL 33880	FL	\$ 175,000.00	2006	1745	\$ 100.29
8/23/2018	Brenton Manor Ave Winter Haven, FL 33881	FL	\$ 150,000.00	2008	1285	\$ 116.73
8/23/2018	Margot Ln Lake Wales, FL 33853	FL	\$ 178,000.00	2018	1551	\$ 114.76
9/7/2018	Wallace Manor Dr Winter Haven, FL 33880	FL	\$ 164,000.00	2008	1316	\$ 124.62
8/26/2018	St James Ct Winter Haven, FL 33881	FL	\$ 186,000.00	2018	1551	\$ 119.92
9/10/2018	Whispering Trails St Winter Haven, FL 33884	FL	\$ 150,000.00	2006	1303	\$ 115.12
9/18/2018	Alafia Dr Kissimmee, FL 34759	FL	\$ 160,000.00	2005	1674	\$ 95.58
9/25/2018	Fall Glo Rd Winter Haven, FL 33880	FL	\$ 202,000.00	2018	1828	\$ 110.50
9/20/2018	Fall Glo Rd Winter Haven, FL 33880	FL	\$ 199,990.00	2018	1828	\$ 109.40
9/12/2018	Osprey Way Winter Haven, FL 33881	FL	\$ 186,000.00	2018	1551	\$ 119.92
9/21/2018	W Main St Lake Hamilton, FL 33851	FL	\$ 159,000.00	2000	1326	\$ 119.91
10/5/2018	Julius Estates Blvd Winter Haven, FL 33881	FL	\$ 190,000.00	2014	1842	\$ 103.15
10/9/2018	Roberta Rd Lake Wales, FL 33853	FL	\$ 179,900.00	2018	1671	\$ 107.66
9/14/2018	Lakeridge Dr Winter Haven, FL 33881	FL	\$ 169,900.00	2013	1492	\$ 113.87
10/23/2018	Democracy Dr Haines City, FL 33844	FL	\$ 178,000.00	2014	1445	\$ 123.18
10/12/2018	Eagle Crest Blvd Winter Haven, FL 33881	FL	\$ 185,000.00	1993	2728	\$ 67.82
10/22/2018	Lancelot Dr Lake Wales, FL 33853	FL	\$ 179,900.00	2018	1551	\$ 115.99
10/30/2018	Fall Glo Rd Winter Haven, FL 33880	FL	\$ 196,998.00	2018	1751	\$ 112.51
10/31/2018	St James Ct Winter Haven, FL 33881	FL	\$ 187,990.00	2018	1551	\$ 121.21
11/8/2018	Island Lakes Dr Winter Haven, FL 33881	FL	\$ 183,000.00	2015	1950	\$ 93.85
11/6/2018	Argyle Gate Loop Rd Dundee, FL 33838	FL	\$ 170,000.00	2005	1604	\$ 105.99
9/23/2018	St James Ct Winter Haven, FL 33881	FL	\$ 189,900.00	2018	1641	\$ 115.72
4/4/2018	Claremont Ct Polk City, FL 33868	FL	\$ 172,590.00	2018	1447	\$ 119.27
11/19/2018	Osprey Way Winter Haven, FL 33881	FL	\$ 187,000.00	2018	1551	\$ 120.57
11/19/2018	Reddicks Cir Winter Haven, FL 33884	FL	\$ 194,000.00	2006	2020	\$ 96.04
1/10/2018	Wallace Manor Blvd Winter Haven, FL 33880	FL	\$ 161,000.00	2015	1556	\$ 103.47
1/24/2018	Diamond Ridge Blvd Auburndale, FL 33823	FL	\$ 148,000.00	1999	1325	\$ 111.70
2/23/2018	Eagle Point Blvd Auburndale, FL 33823	FL	\$ 138,000.00	2004	1261	\$ 109.44
4/13/2018	Park Central Circle Groveland, FL 34736	FL	\$ 147,900.00	2006	1584	\$ 93.37
6/18/2018	E Reddicks Cir E Winter Haven, FL 33884	FL	\$ 192,000.00	2005	2000	\$ 96.00
8/14/2018	Haversham Way Davenport, FL 33897	FL	\$ 195,000.00	2005	1808	\$ 107.85
11/15/2018	Dolce Dr Dundee, FL 33838	FL	\$ 175,250.00	2014	1588	\$ 110.36
12/11/2018	Fall Glo Rd Winter Haven, FL 33880 (Cali Model)	FL	\$ 195,000.00	2018	1828	\$ 106.67
12/11/2018	Fall Glo Rd Winter Haven, FL 33880 (Neuville Model)	FL	\$ 189,997.00	2018	1751	\$ 108.51
8/28/2017	Pommel Ct Indianapolis, IN 46203	IN	\$ 145,395.00	2017	1412	\$ 102.97
11/10/2017	Zephyr Dr Indianapolis, IN 46217	IN	\$ 93,500.00	1986	1064	\$ 87.88
11/22/2017	Crooked Meadows Dr Indianapolis, IN 46268	IN	\$ 123,000.00	2001	1252	\$ 98.24
11/22/2017	Fenster Dr Indianapolis, IN 46234	IN	\$ 122,500.00	1974	1588	\$ 77.14
12/21/2017	Lakeside Manor Dr Indianapolis, IN 46254	IN	\$ 134,000.00	1998	1649	\$ 81.26
1/18/2018	Coatbridge Way Indianapolis, IN 46254	IN	\$ 124,000.00	1987	1248	\$ 99.36
3/22/2018	Dayflower Way Indianapolis, IN 46235	IN	\$ 105,000.00	2002	1180	\$ 88.98
9/8/2017	Lappin Ct Indianapolis, IN 46229	IN	\$ 162,000.00	2017	1888	\$ 85.81
3/22/2018	Zionsville Rd Indianapolis, IN 46268	IN	\$ 139,000.00	1982	1760	\$ 78.98
2/21/2018	Salamonie Dr Indianapolis, IN 46203	IN	\$ 158,000.00	2004	2135	\$ 74.00
4/20/2018	Friendship Ln Indianapolis, IN 46217	IN	\$ 138,000.00	1991	1760	\$ 78.41
2/21/2018	Oak Lake Dr Indianapolis, IN 46214	IN	\$ 155,000.00	1991	2448	\$ 63.32
10/5/2017	Lappin Ct Indianapolis, IN 46229	IN	\$ 162,395.00	2017	1888	\$ 86.01
4/20/2018	Camden St Indianapolis, IN 46227	IN	\$ 110,000.00	1951	1120	\$ 98.21
4/20/2018	Mistflower Court Indianapolis, IN 46235	IN	\$ 110,000.00	2001	1303	\$ 84.42
6/21/2018	Tealpoint Ct Indianapolis, IN 46229	IN	\$ 111,500.00	1998	1184	\$ 94.17
2/6/2018	Lappin Ct Indianapolis, IN 46229	IN	\$ 162,000.00	2018	1888	\$ 85.81
6/13/2018	Trophy Club Dr Indianapolis, IN 46214	IN	\$ 134,900.00	1989	1364	\$ 98.90
7/26/2018	New Moon St Avon, IN 46123	IN	\$ 138,000.00	2007	1222	\$ 112.93
2/6/2018	Lappin Ct Indianapolis, IN 46229	IN	\$ 166,000.00	2017	1888	\$ 87.92
6/21/2018	Deep Run Ct Indianapolis, IN 46268	IN	\$ 149,900.00	1997	1583	\$ 94.69
7/18/2018	Andy Dr Indianapolis, IN 46229	IN	\$ 135,900.00	1969	2088	\$ 65.09
8/27/2018	Congaree Way Indianapolis, IN 46235	IN	\$ 115,900.00	2006	1203	\$ 96.34
9/10/2018	Narrowleaf Dr Indianapolis, IN 46235	IN	\$ 128,000.00	2001	1699	\$ 75.34
7/18/2018	Gambel Rd Indianapolis, IN 46221	IN	\$ 108,000.00	1973	912	\$ 118.42
7/18/2018	Eden Village Dr Indianapolis, IN 46254	IN	\$ 96,900.00	1996	900	\$ 107.67
8/15/2018	Little Bighorn Dr Indianapolis, IN 46236	IN	\$ 156,000.00	2018	1633	\$ 95.53



9/21/2018	Brixton Woods E Dr Pittsboro, IN 46167	IN	\$ 138,000.00	1999	1200	\$ 115.00
8/16/2018	Greenlee Cir Indianapolis, IN 46234	IN	\$ 137,900.00	1973	1680	\$ 82.08
8/16/2018	Robey Dr Indianapolis, IN 46234	IN	\$ 119,000.00	1944	1732	\$ 68.71
8/16/2018	Murry St Indianapolis, IN 46237	IN	\$ 99,900.00	1962	1248	\$ 80.05
5/22/2018	Morning Star Dr Indianapolis, IN 46229	IN	\$ 132,500.00	1967	1639	\$ 80.84
11/14/2018	Shellbark Dr Indianapolis, IN 46235	IN	\$ 118,000.00	1990	1281	\$ 92.12
11/16/2018	Presidio Cir Indianapolis, IN 46235	IN	\$ 128,000.00	2008	1664	\$ 76.92
11/22/2017	Wildcat Dr #8G Indianapolis, IN 46203	IN	\$ 89,000.00	1999	1368	\$ 65.06
10/19/2017	John Glenn Ct Indianapolis, IN 46229	IN	\$ 82,000.00	1962	994	\$ 82.49
12/21/2017	48th St Indianapolis, IN 46226	IN	\$ 99,000.00	1965	1750	\$ 56.57
11/22/2017	Glenayr Dr Camby, IN 46113	IN	\$ 128,000.00	2000	1787	\$ 71.63
1/11/2018	Candy Spots Dr Indianapolis, IN 46237	IN	\$ 100,000.00	1975	1623	\$ 61.61
1/18/2018	Victoria Rd Indianapolis, IN 46228	IN	\$ 132,000.00	1959	1460	\$ 90.41
2/8/2017	N Bolton Ave Indianapolis, IN 46218	IN	\$ 89,000.00	1962	1026	\$ 86.74
3/22/2018	N Elizabeth St Indianapolis, IN 46226	IN	\$ 87,000.00	1954	1192	\$ 72.99
2/15/2018	Glenda Dr Plainfield, IN 46168	IN	\$ 94,000.00	1953	808	\$ 116.34
5/18/2018	Trace Wood Dr Indianapolis, IN 46254	IN	\$ 143,500.00	2001	1824	\$ 78.67
8/1/2018	Lawndale Dr Plainfield, IN 46168	IN	\$ 112,000.00	1950	1200	\$ 93.33
8/16/2018	Arthur St Indianapolis, IN 46229	IN	\$ 99,900.00	1956	1128	\$ 88.56
11/21/2018	Park Castle Way Indianapolis, IN 46229	IN	\$ 118,000.00	1991	1310	\$ 90.08
6/12/2017	Oak Haven Dr Salisbury, NC 28146	NC	\$ 180,440.00	2017	1600	\$ 112.78
9/28/2017	Village Creek Way Salisbury, NC 28147	NC	\$ 144,900.00	2017	1600	\$ 90.56
2/5/2018	Village Creek Way Salisbury, NC 28147	NC	\$ 149,900.00	2018	1600	\$ 93.69
4/21/2017	Village Creek Way Salisbury, NC 28147	NC	\$ 149,900.00	2018	1600	\$ 93.69
8/17/2017	Oak Haven Salisbury, NC 28146	NC	\$ 180,440.00	2018	1600	\$ 112.78
3/3/2018	Village Creek Way Salisbury, NC 28147	NC	\$ 149,900.00	2018	1600	\$ 93.69
1/17/2018	Village Creek Way Salisbury, NC 27028	NC	\$ 149,900.00	2018	1600	\$ 93.69
1/17/2018	Village Creek Way Salisbury, NC 27028	NC	\$ 149,900.00	2018	1600	\$ 93.69
1/16/2018	Village Creek Way Salisbury, NC 27028	NC	\$ 149,900.00	2018	1600	\$ 93.69
12/4/2017	Village Creek Way Salisbury, NC 27028	NC	\$ 149,900.00	2018	1600	\$ 93.69
12/5/2017	Village Creek Way Salisbury, NC 27028	NC	\$ 149,900.00	2018	1600	\$ 93.69
4/2/2018	Village Creek Way Salisbury, NC 28147	NC	\$ 149,900.00	2018	1600	\$ 93.69
12/19/2017	Village Creek Way Salisbury, NC 27028	NC	\$ 149,900.00	2018	1600	\$ 93.69
12/14/2017	Village Creek Way Salisbury, NC 27028	NC	\$ 149,900.00	2018	1600	\$ 93.69
1/11/2018	Village Creek Way Salisbury, NC 27028	NC	\$ 149,900.00	2017	1600	\$ 93.69
4/18/2018	Oak Haven Dr Salisbury, NC 28146	NC	\$ 205,275.00	2018	1735	\$ 118.31
4/18/2018	Oak Haven Dr Salisbury, NC 28146	NC	\$ 205,275.00	2018	1735	\$ 118.31
4/18/2018	Oak Haven Dr Salisbury, NC 28146	NC	\$ 205,275.00	2018	1735	\$ 118.31
6/11/2018	Village Creek Way Salisbury, NC 28147	NC	\$ 149,900.00	2017	1600	\$ 93.69
5/30/2018	Village Creek Way Salisbury, NC 28147	NC	\$ 149,900.00	2018	1600	\$ 93.69
5/31/2018	Village Creek Way Salisbury, NC 28147	NC	\$ 149,900.00	2018	1600	\$ 93.69
6/29/2018	Oak Haven Dr Salisbury, NC 28146	NC	\$ 205,275.00	2018	1735	\$ 118.31
4/18/2018	Oak Haven Dr Salisbury, NC 28146	NC	\$ 205,275.00	2018	1735	\$ 118.31
6/20/2018	Village Creek Way Salisbury, NC 28147	NC	\$ 149,900.00	2017	1600	\$ 93.69
1/11/2018	Village Creek Way Salisbury, NC 28147	NC	\$ 149,900.00	2018	1600	\$ 93.69
10/1/2018	Oak Forest Dr Salisbury, NC 28146	NC	\$ 209,900.00	2018	1735	\$ 120.98
10/24/2018	Oak Brook Dr Salisbury, NC 28146	NC	\$ 209,900.00	2018	1735	\$ 120.98
1/22/2018	Village Creek Way Salisbury, NC 27028	NC	\$ 149,900.00	2018	1600	\$ 93.69
1/22/2018	Village Creek Way Salisbury, NC 27028	NC	\$ 149,900.00	2018	1600	\$ 93.69
4/18/2018	Oak Haven Dr Salisbury, NC 28146	NC	\$ 205,275.00	2018	1735	\$ 118.31
4/18/2018	Oak Haven Dr Salisbury, NC 28146	NC	\$ 205,275.00	2018	1735	\$ 118.31
10/19/2017	Appling Crest Dr Memphis, TN 38133	TN	\$ 140,000.00	1991	1445	\$ 96.89
9/19/2017	Tahiti Ln Memphis, TN 38117	TN	\$ 115,000.00	1955	1352	\$ 85.06
12/12/2017	Broadstone Ln Cordova, TN 38016	TN	\$ 169,900.00	2005	1900	\$ 89.42
11/9/2017	Lagrange Circle S Memphis, TN 38018	TN	\$ 120,000.00	1996	1206	\$ 99.50
6/19/2017	Nipoma Cv Memphis, TN 38125	TN	\$ 193,500.00	1984	2522	\$ 76.72
8/11/2017	Sea Isle Rd Memphis, TN 38117	TN	\$ 160,000.00	1954	1550	\$ 103.23
10/30/2017	Leaning Oak Dr Memphis, TN 38141	TN	\$ 137,500.00	1992	1394	\$ 98.64
1/10/2018	Stable Run Dr Memphis, TN 38018	TN	\$ 168,000.00	2002	1778	\$ 94.49
1/20/2018	Baptist Church Rd Cordova, TN 38018	TN	\$ 155,000.00	2005	1925	\$ 80.52
1/19/2018	Cross Timber Ln Memphis, TN 38125	TN	\$ 165,000.00	1983	2290	\$ 72.05
1/25/2018	Nolton Circle Cordova, TN 38016	TN	\$ 133,000.00	2008	1186	\$ 112.14
1/26/2018	Valley Mist Dr Bartlett, TN 38133	TN	\$ 121,000.00	1988	1252	\$ 96.65

2/26/2018	Pipers Gap Dr Memphis, TN 38134	TN	\$ 140,000.00	1973	2144	\$ 65.30
8/23/2017	Cameron Ridge Trl Memphis, TN 38016	TN	\$ 160,000.00	2002	2101	\$ 76.15
12/13/2017	Heather View Dr Memphis, TN 38125	TN	\$ 170,000.00	1993	1722	\$ 98.72
3/5/2018	Stixx Ln Memphis, TN 38018	TN	\$ 157,500.00	2005	1905	\$ 82.68
12/21/2017	Fawn Valley Dr Memphis, TN 38125	TN	\$ 200,000.00	1985	2942	\$ 67.98
2/1/2018	Valley Dr Memphis, TN 38141	TN	\$ 124,000.00	1987	1392	\$ 89.08
4/23/2018	Wirily Ln Memphis, TN 38016	TN	\$ 210,000.00	1997	2687	\$ 78.15
3/15/2018	Tulip Run Dr Memphis, TN 38135	TN	\$ 197,000.00	2004	2713	\$ 72.61
2/1/2018	Foyle Cv E Memphis, TN 38125	TN	\$ 239,000.00	2003	3822	\$ 62.53
4/19/2018	Stone Bridge Dr Memphis, TN 38134	TN	\$ 145,000.00	1973	2297	\$ 63.13
4/12/2018	N Bluff Point Cv Bartlett, TN 38135	TN	\$ 175,000.00	1989	1678	\$ 104.29
4/12/2018	Hammersmith Ln Memphis, TN 38016	TN	\$ 175,000.00	2006	1761	\$ 99.38
5/3/2018	Thistle Valley Ln Bartlett, TN 38135	TN	\$ 190,000.00	1991	2007	\$ 94.67
5/11/2018	Stornaway Dr Memphis, TN 38119	TN	\$ 190,000.00	1971	2458	\$ 77.30
6/27/2018	Tarbet Dr Memphis, TN 38119	TN	\$ 177,500.00	1966	3141	\$ 56.51
7/5/2018	Nolton Cir Cordova, TN 38016	TN	\$ 137,755.00	2009	1186	\$ 116.15
6/26/2018	Meadow Vale Dr Memphis, TN 38125	TN	\$ 185,000.00	1992	2363	\$ 78.29
5/2/2018	Kearney Ave Memphis, TN 38111	TN	\$ 160,000.00	1945	1329	\$ 120.39
4/23/2018	Old Dominion Ct Memphis, TN 38125	TN	\$ 180,000.00	1989	2268	\$ 79.37
7/19/2018	Farm Hill Dr Memphis, TN 38141	TN	\$ 125,000.00	1998	1502	\$ 83.22
5/8/2018	Duckling Cove Memphis, TN 38141	TN	\$ 140,000.00	1986	1700	\$ 82.35
7/25/2018	Philwood Cv Memphis, TN 38122	TN	\$ 152,500.00	1950	1100	\$ 138.64
7/5/2018	Gracie Ln Cordova, TN 38016	TN	\$ 180,000.00	2001	2083	\$ 86.41
7/25/2018	Hampton Manor Ln Memphis, TN 38128	TN	\$ 152,500.00	2002	2466	\$ 61.84
7/25/2018	Lyndale Ave Memphis, TN 38107	TN	\$ 150,000.00	1940	1369	\$ 109.57
5/18/2018	Devenshire Ln Memphis, TN 38141	TN	\$ 165,000.00	1986	2403	\$ 68.66
6/25/2018	Long Creek Rd Memphis, TN 38125	TN	\$ 230,000.00	1994	3206	\$ 71.74
8/6/2018	Clear Sky Path Memphis, TN 38018	TN	\$ 160,000.00	1998	1667	\$ 95.98
6/21/2018	N Brookwater Cv Memphis, TN 38125	TN	\$ 245,000.00	2006	3203	\$ 76.49
9/18/2018	Tulip Trail Dr Memphis, TN 38133	TN	\$ 137,500.00	1974	1791	\$ 76.77
7/9/2018	Bergen Cv Memphis, TN 38018	TN	\$ 200,000.00	1979	2515	\$ 79.52
8/21/2018	Cutter Mill Rd Memphis, TN 38141	TN	\$ 190,000.00	1984	2285	\$ 83.15
7/19/2018	Ashcroft Dr Memphis, TN 38125	TN	\$ 219,000.00	2004	2223	\$ 98.52
9/21/2018	Brookbury Cv Memphis, TN 38125	TN	\$ 140,000.00	1998	1209	\$ 115.80
10/31/2018	Easterly Ln Memphis, TN 38125	TN	\$ 240,000.00	2005	3234	\$ 74.21
3/9/2018	Gracie Ln Memphis, TN 38016	TN	\$ 119,900.00	1997	1195	\$ 100.33
3/15/2018	Misty Bay Cv Arlington, TN 38002	TN	\$ 160,000.00	2002	2003	\$ 79.88
2/21/2018	Tefall Cv E Memphis, TN 38016	TN	\$ 220,000.00	2003	2900	\$ 75.86
8/6/2018	Eagle View Dr Memphis, TN 38018	TN	\$ 146,000.00	2000	1490	\$ 97.99
9/21/2018	Nolan Ln Memphis, TN 38018	TN	\$ 155,000.00	1996	1979	\$ 78.32
9/14/2018	Noel Mission Dr Memphis, TN 38125	TN	\$ 212,500.00	1998	2753	\$ 77.19
10/25/2018	Annandale Dr Memphis, TN 38125	TN	\$ 190,000.00	1994	2131	\$ 89.16
9/25/2018	Millers Glen Ln Memphis, TN 38125	TN	\$ 225,000.00	2007	2457	\$ 91.58

MLS		Count:		9
12/21/2017	Evanston Ave Indianapolis, IN 46220	IN	\$ 127,500.00	
2/21/2018	Hodson Dr Indianapolis, IN 46241	IN	\$ 109,000.00	
1/18/2018	Starview Dr Indianapolis, IN 46229	IN	\$ 120,000.00	
2/21/2018	N Elizabeth Dr Indianapolis, IN 46226	IN	\$ 81,000.00	
1/18/2018	Heatherwood Dr Indianapolis, IN 46241	IN	\$ 150,000.00	
4/20/2018	Lone Wolf Dr Indianapolis, IN 46235	IN	\$ 109,000.00	
4/20/2018	Amaranth Ct Indianapolis, IN 46254	IN	\$ 115,000.00	
6/21/2018	Walton Ave Indianapolis, IN 46231	IN	\$ 171,000.00	
10/18/2018	E 48th St Indianapolis, IN 46226	IN	\$ 99,900.00	

Rejected		Count:		41
1/11/2018	School House Dr Greenfield, IN 46140	IN	\$ 133,000.00	
9/11/2017	McQueen Cv Memphis, TN 38119	TN	\$ 160,000.00	
8/10/2017	Migaldi Dr Memphis, TN 38125	TN	\$ 220,000.00	
1/12/2018	Kittansett Ln Auburndale, FL 33823	FL	\$ 175,000.00	
10/31/2017	Northland Rd Indianapolis, IN 46228	IN	\$ 135,000.00	
1/11/2018	Gracie Ln Memphis, TN 38016	TN	\$ 119,900.00	
4/12/2018	Old Forrest Rd Memphis, TN 38125	TN	\$ 180,000.00	

4/6/2018	Fraser Ct Kissimmee, FL 34759	FL	\$ 145,000.00
4/6/2018	Unknown	TN	\$ 123,900.00
4/13/2018	Snowdrop Ln Indianapolis, IN 46235	IN	\$ 115,000.00
4/16/2018	62nd St Indianapolis, IN 46268	IN	\$ 135,000.00
4/17/2018	Squires Grove Dr Winter Haven, FL 33880	FL	\$ 179,990.00
7/18/2018	Bonn Blvd Indianapolis, IN 46228	IN	\$ 105,000.00
7/6/2018	Riverwood Dr Indianapolis, IN 46214	IN	\$ 129,000.00
8/6/2018	Perdido Ct Poinciana, FL 34759	FL	\$ 175,000.00
8/16/2018	Cuppola Dr Noblesville, IN 46060	IN	\$ 147,000.00
7/20/2018	Kissimmee Ct Poinciana, FL 34759	FL	\$ 173,000.00
8/14/2018	Wolfgang Dr Indianapolis, IN 46239	IN	\$ 147,000.00
8/16/2018	Windy Hill Ln Indianapolis, IN 46239	IN	\$ 133,000.00
6/25/2018	Hickory Hill Dr Indianapolis, IN 46234	IN	\$ 159,000.00
8/28/2018	Chanler Dr Haines City, FL 33844	FL	\$ 177,000.00
9/12/2018	Highland Crest Circle Lake Wales, FL 33853	FL	\$ 170,000.00
8/23/2018	Chesterhill Ln Indianapolis, IN 46239	IN	\$ 120,000.00
10/1/2018	NE 17th St Winter Haven, FL 33881	FL	\$ 157,250.00
10/10/2018	Whispering Trails Dr Winter Haven, FL 33884	FL	\$ 154,000.00
9/27/2018	Savannah Preserve Lp Davenport, FL 33837	FL	\$ 194,000.00
10/15/2018	Stonewall Ln Haines City, FL 33844	FL	\$ 179,000.00
10/17/2018	Fall Dr Indianapolis, IN 46229	IN	\$ 110,000.00
9/25/2018	Redhaven Dr Indianapolis, IN 46235	IN	\$ 143,000.00
6/29/2018	Oak Haven Dr Salisbury, NC	NC	\$ 209,900.00
6/29/2018	Oak Haven Dr Salisbury, NC	NC	\$ 209,900.00
8/27/2018	Oak Haven Dr Salisbury, NC	NC	\$ 209,900.00
9/1/2018	Oak Haven Dr Salisbury, NC	NC	\$ 209,900.00
11/20/2018	Brockton Dr Kissimmee, FL 34758	FL	\$ 152,000.00
12/5/2018	E Whidbey Dr Indianapolis, IN 46229	IN	\$ 107,000.00
10/2/2018	Tealpoint Ln Indianapolis, IN 46229	IN	\$ 108,000.00
TBD	Greensward Ln Indianapolis, IN 46224	IN	\$ 112,000.00
8/29/2018	Belmar Ave Indianapolis, IN 46219	IN	\$ 113,000.00
10/11/2018	Tahoe Dr Indianapolis, IN 46235	IN	\$ 125,000.00
12/7/2018	Puffer Ct Poinciana, FL 34759	FL	\$ 162,000.00
10/24/2018	S Vine St Indianapolis, IN 46241	IN	\$ 85,000.00



**Appendix B  
Leasing Data**

**Count: 189**

PROPERTY ADDRESS	CITY	STATE	PMC	OCCUPANCY STATUS	TARGET RENT	CONTRACT RENT	MARKETING START DATE	LEASE DATE	TIME TO LEASE*
Herring Ct	Poinciana	FL	Citravest	Occupied	\$1,395.00	\$1,395.00	5/15/2018	5/19/2018	4.00
Dove Ct	Poinciana	FL	Citravest	Occupied	\$1,350.00	\$1,375.00	5/15/2018	5/17/2018	2.00
Majestic Gardens Blvd	Winter Haven	FL	Citravest	Occupied	\$1,375.00	\$1,375.00	12/29/2017	1/12/2018	14.00
Shad Way	Poinciana	FL	Citravest	Occupied	\$1,350.00	\$1,350.00	7/2/2018	7/2/2018	0.00
Eagle Crest Blvd	Winter Haven	FL	Citravest	Occupied	\$1,495.00	\$1,525.00	11/19/2018	12/14/2018	25.00
Conch Dr	Poinciana	FL	Citravest	Occupied	\$1,375.00	\$1,350.00	7/13/2018	7/17/2018	4.00
Roberta Dr	Winter Haven	FL	Citravest	Occupied	\$1,450.00	\$1,450.00	11/16/2017	2/8/2018	84.00
Highland Crest Loop	Lake Wales	FL	Citravest	Occupied	\$1,375.00	\$1,375.00	3/12/2018	4/2/2018	21.00
Diamond Ridge Blvd	Auburndale	FL	Citravest	Occupied	\$1,350.00	\$1,350.00	2/12/2018	2/16/2018	4.00
Brenton Manor Drive	Winter Haven	FL	Citravest	Occupied	\$1,395.00	\$1,395.00	3/8/2018	4/6/2018	29.00
Eagle Point Blvd	Auburndale	FL	Citravest	Occupied	\$1,295.00	\$1,295.00	3/19/2018	4/3/2018	15.00
Stockport Drive	Kissimmee	FL	Citravest	Occupied	\$1,350.00	\$1,350.00	4/18/2018	4/19/2018	1.00
Danube Drive	Poinciana	FL	Citravest	Occupied	\$1,295.00	\$1,350.00	4/18/2018	4/23/2018	5.00
Hudson Ct	Kissimmee	FL	Citravest	Occupied	\$1,375.00	\$1,395.00	5/1/2018	5/17/2018	16.00
Park Central Cir	Groveland	FL	Citravest	Occupied	\$1,295.00	\$1,350.00	5/3/2018	5/25/2018	22.00
Bering Rd	Poinciana	FL	Citravest	Occupied	\$1,216.00	\$1,216.00	5/15/2018	5/15/2018	0.00
Hibiscus St	Winter Haven	FL	Citravest	Occupied	\$1,395.00	\$1,425.00	6/3/2018	6/22/2018	19.00
Cherokee Dr	Auburndale	FL	Citravest	Occupied	\$1,295.00	\$1,295.00	6/21/2018	7/5/2018	14.00
Cody Caleb Drive	Winter Haven	FL	Citravest	Occupied	\$1,425.00	\$1,425.00	1/4/2018	2/13/2018	40.00
Eagle Point Blvd	Auburndale	FL	Citravest	Occupied	\$1,300.00	\$1,300.00	1/13/2018	1/23/2018	10.00
Peppermill Circle	Kissimmee	FL	Citravest	Occupied	\$1,350.00	\$1,350.00	1/29/2018	2/10/2018	12.00
Rose Boulevard	Winter Haven	FL	Citravest	Occupied	\$1,395.00	\$1,375.00	1/29/2018	3/13/2018	43.00
Wallace Manor Blvd	Winter Haven	FL	Citravest	Occupied	\$1,350.00	\$1,350.00	1/30/2018	2/15/2018	16.00
Margot Ln	Lake Wales	FL	Citravest	Occupied	\$1,450.00	\$1,395.00	9/28/2018	10/12/2018	14.00
Wallace Manor Blvd	Winter Haven	FL	Citravest	Occupied	\$1,450.00	\$1,400.00	10/31/2017	1/30/2018	91.00
St James Ct	Winter Haven	FL	Citravest	Occupied	\$1,465.00	\$1,475.00	10/26/2018	12/28/2018	63.00
Alafia Dr	Kissimmee	FL	Citravest	Occupied	\$1,350.00	\$1,350.00	11/5/2018	12/4/2018	29.00
Fall Glo Rd	Winter Haven	FL	Citravest	Occupied	\$1,595.00	\$1,595.00	11/1/2018	12/21/2018	50.00
Fall Glo Rd (Lot 117)	Winter Haven	FL	Citravest	Occupied	\$1,595.00	\$1,595.00	11/1/2018	11/26/2018	25.00
Osprey Way	Winter Haven	FL	Citravest	Occupied	\$1,465.00	\$1,475.00	10/22/2018	12/20/2018	59.00
W Main St	Lake Hamilton	FL	Citravest	Occupied	\$1,300.00	\$1,300.00	11/8/2018	11/12/2018	4.00
Water Lily Ct	Winter Haven	FL	Citravest	Occupied	\$1,495.00	\$1,475.00	11/20/2017	1/4/2018	45.00
Democracy Dr	Haines City	FL	Citravest	Occupied	\$1,495.00	\$1,495.00	11/14/2018	11/14/2018	0.00
Dolce Dr	Dundee	FL	Citravest	Occupied	\$1,425.00	\$1,425.00	12/1/2018	12/6/2018	5.00
Fall Glo Rd	Winter Haven	FL	Citravest	Occupied	\$1,575.00	\$1,575.00	12/10/2018	12/20/2018	10.00
St James Court	Winter Haven	FL	Citravest	Occupied	\$1,495.00	\$1,475.00	12/12/2018	12/27/2018	15.00
Madalyn Ct	Auburndale	FL	Citravest	Occupied	\$1,295.00	\$1,295.00	1/4/2018	1/30/2018	26.00
E Grove Ave	Lake Wales	FL	Citravest	Occupied	\$1,365.00	\$1,325.00	1/10/2018	1/25/2018	15.00
Oglethorpe Ct	Kissimmee	FL	Citravest	Occupied	\$1,250.00	\$1,295.00	4/10/2018	4/20/2018	10.00
Salmon Court	Poinciana	FL	Citravest	Occupied	\$1,350.00	\$1,350.00	3/1/2018	3/7/2018	6.00
Grey Heron Dr	Winter Haven	FL	Citravest	Occupied	\$1,450.00	\$1,450.00	3/12/2018	3/27/2018	15.00
Diamond Ridge Blvd	Auburndale	FL	Citravest	Occupied	\$1,300.00	\$1,300.00	3/9/2018	3/19/2018	10.00
Buckeye Point Drive	Winter Haven	FL	Citravest	Occupied	\$1,425.00	\$1,425.00	2/10/2018	3/16/2018	34.00
James Circle	Lake Alfred	FL	Citravest	Occupied	\$1,450.00	\$1,495.00	6/10/2018	6/22/2018	12.00
Fall Glo Rd	Winter Haven	FL	Citravest	Occupied	\$1,450.00	\$1,450.00	7/5/2018	7/11/2018	6.00
Magnolia Preserve Blvd	Winter Haven	FL	Citravest	Occupied	\$1,325.00	\$1,325.00	7/5/2018	7/8/2018	3.00
E Reddicks Cir E	Winter Haven	FL	Citravest	Occupied	\$1,595.00	\$1,595.00	7/1/2018	7/5/2018	4.00
Grouper Dr	Poinciana	FL	Citravest	Occupied	\$1,350.00	\$1,350.00	6/12/2018	6/18/2018	6.00
Cody Caleb Dr	Winter Haven	FL	Citravest	Occupied	\$1,395.00	\$1,395.00	7/11/2018	7/10/2018	-1.00
Astor Dr	Haines City	FL	Citravest	Occupied	\$1,450.00	\$1,450.00	7/5/2018	7/19/2018	14.00
Kings Pond Ave	Winter Haven	FL	Citravest	Occupied	\$1,300.00	\$1,325.00	7/26/2018	8/20/2018	25.00
Spring Creek Rd	Dundee	FL	Citravest	Occupied	\$1,450.00	\$1,450.00	8/3/2018	8/3/2018	0.00

Osprey Heights Dr	Winter Haven	FL	Citravest	Occupied	\$1,295.00	\$1,295.00	8/15/2018	9/7/2018	23.00
Rose Blvd	Winter Haven	FL	Citravest	Occupied	\$1,750.00	\$1,750.00	8/18/2018	8/31/2018	13.00
Fall Glo Rd	Winter Haven	FL	Citravest	Occupied	\$1,450.00	\$1,450.00	8/20/2018	9/5/2018	16.00
Squires Grove Dr	Winter Haven	FL	Citravest	Occupied	\$1,475.00	\$1,450.00	9/1/2018	9/15/2018	14.00
Haines Trl	Winter Haven	FL	Citravest	Occupied	\$1,450.00	\$1,425.00	8/29/2018	9/20/2018	22.00
Haversham Way	Davenport	FL	Citravest	Occupied	\$1,625.00	\$1,595.00	8/29/2018	10/10/2018	42.00
Summerfield Cir	Winter Haven	FL	Citravest	Occupied	\$1,395.00	\$1,425.00	9/7/2018	9/17/2018	10.00
Rio Grande Loop	Poinciana	FL	Citravest	Occupied	\$1,495.00	\$1,495.00	8/15/2018	9/10/2018	26.00
Whispering Trails St	Winter Haven	FL	Citravest	Occupied	\$1,265.00	\$1,295.00	8/15/2018	8/17/2018	2.00
Emily Dr	Winter Haven	FL	Citravest	Occupied	\$1,400.00	\$1,399.00	9/15/2018	11/15/2018	61.00
Pilchard Dr	Poinciana	FL	Citravest	Occupied	\$1,450.00	\$1,465.00	9/17/2018	10/8/2018	21.00
Basil Ct	Poinciana	FL	Citravest	Occupied	\$1,250.00	\$1,250.00	9/17/2018	10/23/2018	36.00
Majestic Gardens Blvd	Winter Haven	FL	Citravest	Occupied	\$1,495.00	\$1,495.00	9/20/2018	10/18/2018	28.00
Majestic Gardens Ct	Winter Garden	FL	Citravest	Occupied	\$1,475.00	\$1,475.00	9/26/2018	9/26/2018	0.00
Brenton Manor Avenue	Winter Haven	FL	Citravest	Occupied	\$1,220.00	\$1,220.00	9/24/2018	9/24/2018	0.00
Whispering Trails Blvd	Winter Haven	FL	Citravest	Occupied	\$1,525.00	\$1,525.00	8/14/2018	8/14/2018	0.00
Squires Grove Dr	Winter Haven	FL	Citravest	Occupied	\$1,450.00	\$1,475.00	5/7/2018	5/9/2018	2.00
Zionsville Rd	Indianapolis	IN	ES	Occupied	\$1,300.00	\$1,300.00	5/16/2018	5/16/2018	0.00
Morning Star Dr	Indianapolis	IN	ES	Occupied	\$1,175.00	\$1,175.00	11/2/2018	11/20/2018	18.00
Shellbark Dr	Indianapolis	IN	ES	Occupied	\$1,150.00	\$1,150.00	12/7/2018	12/14/2018	7.00
Robey Dr	Indianapolis	IN	ES	Occupied	\$1,075.00	\$1,075.00	10/22/2018	10/27/2018	5.00
Tahoe Dr	Indianapolis	IN	ES	Occupied	\$1,250.00	\$1,250.00	11/5/2017	1/8/2018	64.00
Lassen Ln	Indianapolis	IN	ES	Occupied	\$1,250.00	\$1,195.00	12/1/2017	3/29/2018	118.00
Epperson Dr	Indianapolis	IN	T&H	Occupied	\$975.00	\$975.00	2/28/2018	3/4/2018	4.00
Coatbridge Way	Indianapolis	IN	ES	Occupied	\$1,150.00	\$1,150.00	2/15/2018	2/23/2018	8.00
Lakeside Manor Dr	Indianapolis	IN	ES	Occupied	\$1,300.00	\$1,300.00	4/21/2018	4/21/2018	0.00
Dayflower Way	Indianapolis	IN	ES	Occupied	\$1,100.00	\$1,100.00	5/9/2018	5/9/2018	0.00
Lappin Ct	Indianapolis	IN	ES	Occupied	\$1,375.00	\$1,375.00	4/13/2018	6/27/2018	75.00
Salamonie Dr	Indianapolis	IN	ES	Occupied	\$1,475.00	\$1,500.00	5/25/2018	5/30/2018	5.00
Friendship Ln	Indianapolis	IN	ES	Occupied	\$1,300.00	\$1,300.00	12/18/2017	1/10/2018	23.00
Wildcat Dr #8G	Indianapolis	IN	ES	Occupied	\$975.00	\$1,025.00	1/5/2018	3/16/2018	70.00
Pommel Ct	Indianapolis	IN	ES	Occupied	\$1,250.00	\$1,250.00	12/22/2017	1/18/2018	27.00
Crooked Meadows Dr	Indianapolis	IN	ES	Occupied	\$1,200.00	\$1,200.00	12/1/2017	2/28/2018	89.00
John Glenn Ct	Indianapolis	IN	ES	Occupied	\$850.00	\$850.00	1/11/2018	3/17/2018	65.00
Glenayr Dr	Camby	IN	ES	Occupied	\$1,225.00	\$1,225.00	1/15/2018	1/16/2018	1.00
Fenster Dr	Indianapolis	IN	ES	Occupied	\$1,175.00	\$1,175.00	1/9/2018	1/9/2018	0.00
Fenster Dr	Indianapolis	IN	ES	Occupied	\$1,275.00	\$1,275.00	8/9/2018	9/19/2018	41.00
Eden Village Dr	Indianapolis	IN	ES	Occupied	\$1,000.00	\$1,000.00	10/25/2018	11/2/2018	8.00
Greenlee Cir	Indianapolis	IN	ES	Occupied	\$1,200.00	\$1,200.00	12/8/2017	2/1/2018	55.00
Gates Corner Dr	Camby	IN	ES	Occupied	\$1,350.00	\$1,395.00	10/4/2018	10/5/2018	1.00
E Murry St	Indianapolis	IN	ES	Occupied	\$1,000.00	\$1,000.00	12/22/2017	1/10/2018	19.00
Chiltern Dr	Indianapolis	IN	ES	Occupied	\$1,100.00	\$1,100.00	4/19/2018	4/19/2018	0.00
N Bolton Ave	Indianapolis	IN	ES	Occupied	\$900.00	\$900.00	5/4/2018	5/4/2018	0.00
N Elizabeth St	Indianapolis	IN	ES	Occupied	\$900.00	\$900.00	6/4/2018	6/4/2018	0.00
Oak Lake Dr	Indianapolis	IN	ES	Occupied	\$1,400.00	\$1,500.00	5/16/2018	6/5/2018	20.00
Camden St	Indianapolis	IN	ES	Occupied	\$1,025.00	\$1,100.00	7/20/2018	8/23/2018	34.00
Mistflower Court	Indianapolis	IN	ES	Occupied	\$1,150.00	\$1,150.00	8/8/2018	10/2/2018	55.00
Trace Wood Dr	Indianapolis	IN	T&H	Occupied	\$1,300.00	\$1,300.00	7/25/2018	8/10/2018	16.00
Lappin Ct	Indianapolis	IN	ES	Occupied	\$1,375.00	\$1,300.00	7/16/2018	8/15/2018	30.00
Trophy Club Dr N	Indianapolis	IN	ES	Occupied	\$1,250.00	\$1,275.00	8/28/2018	10/24/2018	57.00
Tealpoint Ct	Indianapolis	IN	ES	Occupied	\$1,075.00	\$1,100.00	9/11/2018	9/14/2018	3.00
New Moon St	Avon	IN	ES	Occupied	\$1,295.00	\$1,195.00	8/8/2018	10/4/2018	57.00
N Lawndale Dr	Indianapolis	IN	ES	Occupied	\$1,200.00	\$1,050.00	8/24/2018	9/1/2018	8.00
Lappin Ct	Indianapolis	IN	ES	Occupied	\$1,375.00	\$1,300.00	9/4/2018	9/21/2018	17.00
Andy Dr	Indianapolis	IN	ES	Occupied	\$1,250.00	\$1,295.00	5/14/2018	5/14/2018	0.00
Congaree Way	Indianapolis	IN	ES	Occupied	\$1,150.00	\$1,150.00	5/1/2018	5/18/2018	17.00
Glenda Dr	Plainfield	IN	ES	Occupied	\$1,000.00	\$1,000.00	12/1/2017	2/8/2018	69.00
Lappin Ct	Indianapolis	IN	ES	Occupied	\$1,350.00	\$1,375.00	6/27/2018	7/31/2018	34.00
Victoria Rd	Indianapolis	IN	ES	Occupied	\$1,200.00	\$1,200.00	3/31/2018	3/31/2018	0.00
Village Creek Way	Salisbury	NC	MW Properties	Occupied	\$1,200.00	\$1,300.00	4/30/2018	11/7/2018	191.00
Village Creek Way	Salisbury	NC	MW Properties	Occupied	\$1,200.00	\$1,250.00	10/1/2018	10/3/2018	2.00
Village Creek Way	Salisbury	NC	MW Properties	Occupied	\$1,200.00	\$1,220.00	8/24/2018	12/31/2018	129.00
Village Creek Way	Salisbury	NC	MW Properties	Occupied	\$1,200.00	\$1,250.00	9/10/2018	12/3/2018	84.00
Oak Haven Dr	Salisbury	NC	MW Properties	Occupied	\$1,450.00	\$1,595.00	5/22/2018	9/11/2018	112.00
Village Creek Way	Salisbury	NC	MW Properties	Occupied	\$1,200.00	\$1,275.00	3/27/2018	11/1/2018	219.00
Village Creek Way	Salisbury	NC	MW Properties	Occupied	\$1,200.00	\$1,250.00	6/14/2018	6/14/2018	0.00

Village Creek Way	Salisbury	NC	Brown & Glenn	Occupied	\$1,200.00	\$1,250.00	6/6/2018	6/6/2018	0.00
Oak Haven Dr	Salisbury	NC	MW Properties	Occupied	\$1,450.00	\$1,595.00	4/30/2018	9/12/2018	135.00
Village Creek Way	Salisbury	NC	MW Properties	Occupied	\$1,200.00	\$1,220.00	4/30/2018	10/17/2018	170.00
Oak Haven Dr	Salisbury	NC	MW Properties	Occupied	\$1,450.00	\$1,620.00	7/1/2018	7/1/2018	0.00
Oak Forest Ln	Salisbury	NC	Brown & Glenn	Occupied	\$1,795.00	\$1,795.00	12/17/2017	4/12/2018	116.00
Oak Haven Dr	Salisbury	NC	MW Properties	Occupied	\$1,450.00	\$1,620.00	9/25/2017	3/16/2018	172.00
Oak Brook Dr	Salisbury	NC	MW Properties	Occupied	\$1,595.00	\$1,595.00	8/18/2017	4/19/2018	244.00
Oak Haven Dr	Salisbury	NC	MW Properties	Occupied	\$1,450.00	\$1,595.00	12/17/2017	4/5/2018	109.00
Oak Haven Dr	Salisbury	NC	MW Properties	Occupied	\$1,450.00	\$1,595.00	6/27/2018	6/27/2018	0.00
Oak Haven Dr	Salisbury	NC	MW Properties	Occupied	\$1,550.00	\$1,595.00	12/17/2017	7/19/2018	214.00
Oak Haven Dr	Salisbury	NC	MW Properties	Occupied	\$1,550.00	\$1,620.00	12/17/2017	5/16/2018	150.00
Oak Haven Dr	Salisbury	NC	MW Properties	Occupied	\$1,550.00	\$1,645.00	5/29/2018	5/29/2018	0.00
Village Creek Way	Salisbury	NC	MW Properties	Occupied	\$1,200.00	\$1,275.00	7/17/2018	7/17/2018	0.00
Oak Haven Dr	Salisbury	NC	MW Properties	Occupied	\$1,595.00	\$1,645.00	7/17/2018	7/17/2018	0.00
Oak Haven Dr	Salisbury	NC	MW Properties	Occupied	\$1,550.00	\$1,595.00	7/13/2018	7/13/2018	0.00
Village Creek Way	Salisbury	NC	Brown & Glenn	Occupied	\$1,200.00	\$1,250.00	6/14/2018	6/14/2018	0.00
Oak Haven Dr	Salisbury	NC	MW Properties	Occupied	\$1,595.00	\$1,595.00	8/10/2018	5/18/2018	-84.00
Village Creek Way	Salisbury	NC	Brown & Glenn	Occupied	\$1,200.00	\$1,250.00	8/7/2018	11/2/2018	87.00
Oak Haven Dr	Salisbury	NC	MW Properties	Occupied	\$1,550.00	\$1,645.00	6/11/2018	6/11/2018	0.00
Tefall Cv E	Memphis	TN	River City	Occupied	\$1,850.00	\$1,895.00	4/3/2018	4/7/2018	4.00
Lake Springs Lane	Memphis	TN	River City	Occupied	\$1,500.00	\$1,295.00	9/21/2017	1/22/2018	123.00
Nipoma Cove	Memphis	TN	River City	Occupied	\$1,600.00	\$1,495.00	11/6/2017	4/12/2018	157.00
N Brookwater Cv	Memphis	TN	River City	Occupied	\$1,895.00	\$1,995.00	9/18/2018	9/19/2018	1.00
Tunsberg Cove	Memphis	TN	River City	Occupied	\$1,600.00	\$1,595.00	12/4/2017	1/27/2018	54.00
Ashcroft Dr	Memphis	TN	River City	Occupied	\$1,750.00	\$1,795.00	9/26/2018	9/26/2018	0.00
Shady Elm Dr	Cordova	TN	River City	Occupied	\$1,500.00	\$1,395.00	11/28/2017	1/28/2018	61.00
Nolton Cir	Cordova	TN	River City	Occupied	\$1,195.00	\$1,230.00	3/12/2018	3/26/2018	14.00
Cameron Ridge Trl	Memphis	TN	River City	Occupied	\$1,500.00	\$1,425.00	3/9/2018	5/1/2018	53.00
Heather View Dr	Memphis	TN	River City	Occupied	\$1,400.00	\$1,395.00	2/16/2018	3/15/2018	27.00
Gracie Ln	Memphis	TN	River City	Occupied	\$1,250.00	\$1,195.00	5/11/2018	8/10/2018	91.00
Fawn Valley Drive	Memphis	TN	River City	Occupied	\$1,750.00	\$1,750.00	3/5/2018	4/7/2018	33.00
Stix Ln	Memphis	TN	River City	Occupied	\$1,400.00	\$1,495.00	4/17/2018	4/26/2018	9.00
Lake Valley Dr	Memphis	TN	River City	Occupied	\$1,100.00	\$1,150.00	4/2/2018	4/25/2018	23.00
Misty Bay Cv	Memphis	TN	River City	Occupied	\$1,450.00	\$1,395.00	4/16/2018	5/29/2018	43.00
Wirily Ln	Memphis	TN	River City	Occupied	\$1,800.00	\$1,895.00	5/15/2018	6/1/2018	17.00
Tulip Run Dr	Memphis	TN	River City	Occupied	\$1,650.00	\$1,650.00	5/7/2018	6/21/2018	45.00
Tahiti Ln	Memphis	TN	River City	Occupied	\$1,050.00	\$995.00	1/15/2018	5/10/2018	115.00
Appling Crest Dr	Memphis	TN	River City	Occupied	\$1,300.00	\$1,200.00	12/4/2017	2/8/2018	66.00
Broadstone Ln	Cordova	TN	River City	Occupied	\$1,595.00	\$1,495.00	1/21/2018	4/11/2018	80.00
Sea Isle Rd	Memphis	TN	River City	Occupied	\$1,450.00	\$1,450.00	1/15/2018	2/27/2018	43.00
Leaning Oak Dr	Memphis	TN	River City	Occupied	\$1,200.00	\$1,200.00	1/21/2018	2/26/2018	36.00
Long Creek Rd	Memphis	TN	River City	Occupied	\$1,800.00	\$1,825.00	9/17/2018	10/5/2018	18.00
Clear Sky Path	Memphis	TN	River City	Occupied	\$1,400.00	\$1,350.00	9/17/2018	11/28/2018	72.00
Tulip Trail Drive	Memphis	TN	River City	Occupied	\$1,250.00	\$1,295.00	10/24/2018	11/3/2018	10.00
Hummingbird Lane	Memphis	TN	River City	Occupied	\$2,400.00	\$2,300.00	10/2/2017	1/21/2018	111.00
Dulwich Road	Memphis	TN	River City	Occupied	\$1,700.00	\$1,550.00	10/4/2017	3/23/2018	170.00
Bronze Cv	Memphis	TN	River City	Occupied	\$1,550.00	\$1,450.00	11/27/2017	2/17/2018	82.00
Kings Trail Drive	Memphis	TN	River City	Occupied	\$1,700.00	\$1,675.00	1/2/2018	2/2/2018	31.00
Fairwind Cove	Memphis	TN	River City	Occupied	\$1,650.00	\$1,575.00	12/19/2017	3/12/2018	83.00
Baptist Church Rd	Cordova	TN	River City	Occupied	\$1,400.00	\$1,395.00	3/12/2018	4/16/2018	35.00
Cross Timber Ln	Memphis	TN	River City	Occupied	\$1,495.00	\$1,475.00	1/6/2018	2/25/2018	50.00
Stable Run Dr	Memphis	TN	River City	Occupied	\$1,400.00	\$1,395.00	2/16/2018	3/16/2018	28.00
Valleymist Dr	Bartlett	TN	River City	Occupied	\$1,100.00	\$1,095.00	2/7/2018	2/7/2018	0.00
Pipers Gap Dr	Memphis	TN	River City	Occupied	\$1,300.00	\$1,300.00	3/5/2018	3/19/2018	14.00
Foyle Cv E	Memphis	TN	River City	Occupied	\$1,850.00	\$1,850.00	4/28/2018	5/7/2018	9.00
Stone Bridge Dr	Memphis	TN	River City	Occupied	\$1,350.00	\$1,395.00	6/7/2018	6/12/2018	5.00
N. Bluff Point	Bartlett	TN	River City	Occupied	\$1,500.00	\$1,595.00	6/11/2018	6/18/2018	7.00
Hammersmith Ln	Memphis	TN	River City	Occupied	\$1,450.00	\$1,495.00	6/19/2018	6/26/2018	7.00
Thistle Valley Ln	Bartlett	TN	River City	Occupied	\$1,600.00	\$1,625.00	6/14/2018	7/2/2018	18.00
Stornaway Dr	Memphis	TN	River City	Occupied	\$1,650.00	\$1,675.00	6/28/2018	7/27/2018	29.00
Tarbet Dr	Memphis	TN	River City	Occupied	\$1,600.00	\$1,675.00	7/5/2018	7/6/2018	1.00
Kearney Avenue	Memphis	TN	River City	Occupied	\$1,500.00	\$1,550.00	8/8/2018	8/10/2018	2.00
Old Dominion Court	Memphis	TN	River City	Occupied	\$1,550.00	\$1,550.00	8/2/2018	8/27/2018	25.00
Duckling Cove	Memphis	TN	River City	Occupied	\$1,300.00	\$1,295.00	8/8/2018	9/24/2018	47.00
Eagle View Drive	Memphis	TN	River City	Occupied	\$1,365.00	\$1,365.00	7/1/2018	8/7/2018	37.00
Meadow Vale Dr	Memphis	TN	River City	Occupied	\$1,550.00	\$1,535.00	7/5/2018	8/23/2018	49.00

Gracie Ln	Cordova	TN	River City	Occupied	\$1,650.00	\$1,595.00	9/5/2018	11/16/2018	72.00
Hampton Manor Ln	Memphis	TN	River City	Occupied	\$1,350.00	\$1,350.00	9/11/2018	10/11/2018	30.00
Devenshire Ln	Memphis	TN	River City	Occupied	\$1,550.00	\$1,550.00	9/17/2018	11/10/2018	54.00
Hickory Bark Dr	Memphis	TN	River City	Occupied	\$1,200.00	\$1,250.00	11/13/2017	1/23/2018	71.00
Tefall Cv E	Memphis	TN	River City	Occupied	\$1,850.00	\$1,895.00	4/3/2018	4/7/2018	4.00
Whistler Valley Drive	Cordova	TN	River City	Occupied	\$1,295.00	\$1,250.00	1/21/2018	3/15/2018	53.00

**Appendix C**  
**Cash Flow and Total Out of Pocket Details**

**COUNT: 217**

Property Address	State	Accelerated TOP	Accelerated Cash Flow	Outright TOP	Outright Cash Flow
Cody Caleb Dr Winter Haven, FL 33881	FL	\$ 48,485.00	\$ 334.29	\$179,300.00	\$ 1,068.66
Eagle Point Blvd Auburndale, FL 33823	FL	\$ 44,495.00	\$ 336.23	\$159,245.00	\$ 980.41
Peppermill Cir Kissimmee, FL 34758	FL	\$ 50,145.00	\$ 301.65	\$176,370.00	\$ 1,010.25
Rose Blvd Winter Haven, FL 33881	FL	\$ 48,595.00	\$ 283.51	\$177,115.00	\$ 1,005.00
Buckeye Point Dr Winter Haven, FL 33881	FL	\$ 47,465.00	\$ 344.44	\$174,455.00	\$ 1,057.34
Oglethorpe Ct Kissimmee, FL 34758	FL	\$ 43,995.00	\$ 341.08	\$154,155.00	\$ 959.50
Salmon Ct Poinciana, FL 34759	FL	\$ 46,120.00	\$ 335.14	\$170,432.50	\$ 1,033.00
Grey Heron Dr Winter Haven, FL 33881	FL	\$ 46,587.50	\$ 291.82	\$186,290.95	\$ 1,055.09
Diamond Ridge Blvd Auburndale, FL 33823	FL	\$ 42,870.00	\$ 340.82	\$151,117.50	\$ 948.50
Brenton Manor Dr Winter Haven, FL 33881	FL	\$ 48,995.00	\$ 274.00	\$180,575.00	\$ 1,012.67
Danube Dr Poinciana, FL 34759	FL	\$ 49,295.00	\$ 288.35	\$167,105.00	\$ 968.66
Stockport Dr Kissimmee, FL 34758	FL	\$ 49,380.00	\$ 311.17	\$173,310.00	\$ 1,026.83
Hudson Ct Kissimmee, FL 34759	FL	\$ 49,905.00	\$ 331.01	\$174,600.00	\$ 1,051.08
Squires Grove Dr Winter Haven, FL 33880	FL	\$ 46,179.28	\$ 277.33	\$185,702.04	\$ 1,062.50
Herring Ct Poinciana, FL 34759	FL	\$ 49,790.00	\$ 336.35	\$172,190.00	\$ 1,043.17
Dove Ct Poinciana, FL 34759	FL	\$ 48,245.00	\$ 300.34	\$174,470.00	\$ 1,029.25
Bering Rd Poinciana, FL 34759	FL	\$ 44,854.50	\$ 207.93	\$159,895.20	\$ 872.25
Hibiscus St Winter Haven, FL 33881	FL	\$ 44,577.00	\$ 262.78	\$174,550.50	\$ 1,013.33
Cherokee Dr Auburndale, FL 33823	FL	\$ 45,245.00	\$ 333.61	\$156,170.00	\$ 974.17
James Circle Lake Alfred, FL 33850	FL	\$ 48,995.00	\$ 344.17	\$180,535.00	\$ 1,104.00
Grouper Dr Poinciana, FL 34759	FL	\$ 45,345.00	\$ 316.26	\$170,040.00	\$ 1,036.33
Fall Glo Rd Winter Haven, FL 33880	FL	\$ 47,732.70	\$ 276.21	\$187,454.85	\$ 1,062.50
Magnolia Preserve Blvd Winter Haven, FL 33880	FL	\$ 45,450.00	\$ 253.38	\$169,872.50	\$ 973.33
Astor Dr Haines City, FL 33844	FL	\$ 47,872.00	\$ 278.67	\$189,093.50	\$ 1,095.84
Shad Way Poinciana, FL 34759	FL	\$ 48,040.00	\$ 264.21	\$172,352.50	\$ 1,002.33
Cody Caleb Dr Winter Haven, FL 33884	FL	\$ 50,495.00	\$ 274.89	\$180,545.00	\$ 1,047.08
Conch Dr Poinciana, FL 34759	FL	\$ 48,690.00	\$ 286.04	\$173,002.50	\$ 1,024.16
Kings Pond Ave Winter Haven, FL 33880	FL	\$ 44,335.00	\$ 240.39	\$168,365.00	\$ 958.08
Spring Creek Rd Dundee, FL 33838	FL	\$ 53,620.00	\$ 271.28	\$191,702.50	\$ 1,091.17
Osprey Heights Dr Winter Haven, FL 33880	FL	\$ 44,745.00	\$ 320.77	\$154,140.00	\$ 970.32
Rio Grande Lp Poinciana, FL 34759	FL	\$ 53,370.00	\$ 316.41	\$189,157.50	\$ 1,122.67
Whispering Trails St Winter Haven, FL 33884	FL	\$ 44,392.50	\$ 243.60	\$156,273.75	\$ 907.91
Rose Blvd Winter Haven, FL 33881	FL	\$ 58,782.50	\$ 299.19	\$233,829.85	\$ 1,312.08
Fall Glo Rd Winter Haven, FL 33880	FL	\$ 46,692.70	\$ 261.20	\$187,984.85	\$ 1,056.33
Squires Grove Dr Winter Haven, FL 33880	FL	\$ 47,787.50	\$ 273.76	\$187,351.85	\$ 1,081.33
Haines Trl Winter Haven, FL 33881	FL	\$ 46,705.00	\$ 251.84	\$185,650.00	\$ 1,055.83
Summerfield Cir Winter Haven, FL 33881	FL	\$ 49,795.00	\$ 289.85	\$179,080.00	\$ 1,057.50
Whispering Trails Blvd Winter Haven, FL 33884	FL	\$ 51,995.00	\$ 277.01	\$193,520.00	\$ 1,117.34
Emily Dr Winter Haven, FL 33884	FL	\$ 51,120.00	\$ 253.95	\$183,082.50	\$ 1,037.50
Pilchard Dr Poinciana, FL 34759	FL	\$ 52,295.00	\$ 294.22	\$185,405.00	\$ 1,084.58
Basil Ct Poinciana, FL 34759	FL	\$ 43,455.00	\$ 229.99	\$162,775.00	\$ 920.42
Majestic Gardens Blvd Winter Haven, FL 33880	FL	\$ 52,995.00	\$ 319.43	\$189,930.00	\$ 1,132.50
Majestic Gardens Ct Winter Haven, FL 33880	FL	\$ 47,745.00	\$ 317.60	\$181,620.00	\$ 1,112.50
Brenton Manor Ave Winter Haven, FL 33881	FL	\$ 42,495.00	\$ 162.40	\$157,245.00	\$ 843.75
Margot Ln Lake Wales, FL 33853	FL	\$ 51,295.00	\$ 280.64	\$187,465.00	\$ 1,089.17
Wallace Manor Dr Winter Haven, FL 33880	FL	\$ 45,995.00	\$ 298.64	\$171,455.00	\$ 1,043.58
St James Ct Winter Haven, FL 33881	FL	\$ 49,575.00	\$ 259.14	\$195,585.00	\$ 1,127.50
Whispering Trails St Winter Haven, FL 33884	FL	\$ 48,045.00	\$ 271.15	\$162,795.00	\$ 952.50
Alafia Dr Kissimmee, FL 34759	FL	\$ 49,495.00	\$ 237.73	\$171,895.00	\$ 964.50
Fall Glo Rd Winter Haven, FL 33880	FL	\$ 52,355.00	\$ 268.40	\$210,425.00	\$ 1,224.33
Fall Glo Rd Winter Haven, FL 33880	FL	\$ 51,892.50	\$ 280.58	\$208,384.85	\$ 1,227.00



Osprey Way Winter Haven, FL 33881	FL	\$ 49,575.00	\$ 259.14	\$195,585.00	\$ 1,127.50
W Main St Lake Hamilton, FL 33851	FL	\$ 44,565.00	\$ 287.25	\$169,380.00	\$ 1,009.48
Julius Estates Blvd Winter Haven, FL 33881	FL	\$ 51,195.00	\$ 359.14	\$200,345.00	\$ 1,246.17
Roberta Rd Lake Wales, FL 33853	FL	\$ 48,172.00	\$ 239.29	\$189,393.50	\$ 1,079.17
Lakeridge Dr Winter Haven, FL 33881	FL	\$ 46,082.00	\$ 252.43	\$179,453.50	\$ 1,024.17
Democracy Dr Haines City, FL 33844	FL	\$ 52,495.00	\$ 259.83	\$188,665.00	\$ 1,090.83
Eagle Crest Blvd Winter Haven, FL 33881	FL	\$ 57,245.00	\$ 255.90	\$198,770.00	\$ 1,119.58
Lancelot Dr Lake Wales, FL 33853	FL	\$ 48,172.00	\$ 247.62	\$189,393.50	\$ 1,087.50
Fall Glo Rd Winter Haven, FL 33880	FL	\$ 52,204.54	\$ 226.13	\$203,893.00	\$ 1,145.83
St James Ct Winter Haven, FL 33881	FL	\$ 50,032.70	\$ 251.52	\$197,604.85	\$ 1,129.17
Island Lakes Dr Winter Haven, FL 33881	FL	\$ 53,745.00	\$ 294.07	\$193,740.00	\$ 1,148.42
Argyle Gate Loop Rd Dundee, FL 33838	FL	\$ 50,995.00	\$ 312.76	\$181,045.00	\$ 1,106.42
St James Ct Winter Haven, FL 33881	FL	\$ 50,172.00	\$ 286.58	\$199,243.50	\$ 1,149.16
Claremont Ct Polk City, FL 33868	FL	\$ 48,142.50	\$ 234.39	\$180,173.85	\$ 996.83
Osprey Way Winter Haven, FL 33881	FL	\$ 50,905.00	\$ 256.14	\$197,700.00	\$ 1,129.17
Reddicks Cir Winter Haven, FL 33884	FL	\$ 55,995.00	\$ 232.87	\$204,405.00	\$ 1,138.58
Wallace Manor Blvd Winter Haven, FL 33880	FL	\$ 46,245.00	\$ 296.49	\$169,410.00	\$ 987.92
Diamond Ridge Blvd Auburndale, FL 33823	FL	\$ 44,495.00	\$ 371.24	\$157,715.00	\$ 1,006.83
Eagle Point Blvd Auburndale, FL 33823	FL	\$ 45,995.00	\$ 369.95	\$151,565.00	\$ 979.58
Park Central Circle Groveland, FL 34736	FL	\$ 43,475.00	\$ 341.63	\$156,618.50	\$ 995.00
E Reddicks Cir E Winter Haven, FL 33884	FL	\$ 56,995.00	\$ 301.79	\$203,875.00	\$ 1,173.91
Haversham Way Davenport, FL 33897	FL	\$ 54,545.00	\$ 337.17	\$203,720.00	\$ 1,222.92
Dolce Dr Dundee, FL 33838	FL	\$ 52,507.50	\$ 242.66	\$186,573.75	\$ 1,060.83
Fall Glo Rd Winter Haven, FL 33880	FL	\$ 51,745.00	\$ 280.46	\$201,895.00	\$ 1,190.83
Fall Glo Rd Winter Haven, FL 33880	FL	\$ 50,594.31	\$ 258.82	\$196,892.00	\$ 1,145.83
Pommel Ct Indianapolis, IN 46203	IN	\$ 36,348.75	\$ 245.76	\$147,575.93	\$ 1,079.17
Zephyr Dr Indianapolis, IN 46217	IN	\$ 27,370.00	\$ 224.96	\$ 98,897.50	\$ 626.50
Crooked Meadows Dr Indianapolis, IN 46268	IN	\$ 34,745.00	\$ 295.93	\$128,840.00	\$ 824.17
Fenster Dr Indianapolis, IN 46234	IN	\$ 34,620.00	\$ 313.08	\$128,332.50	\$ 839.17
Lakeside Manor Dr Indianapolis, IN 46254	IN	\$ 37,495.00	\$ 338.69	\$140,005.00	\$ 914.17
Coatbridge Way Indianapolis, IN 46254	IN	\$ 34,995.00	\$ 297.64	\$129,855.00	\$ 830.17
Dayflower Way Indianapolis, IN 46235	IN	\$ 31,245.00	\$ 313.06	\$111,570.00	\$ 776.91
Lappin Ct Indianapolis, IN 46229	IN	\$ 44,495.00	\$ 253.51	\$168,425.00	\$ 1,194.17
Zionsville Rd Indianapolis, IN 46268	IN	\$ 39,745.00	\$ 312.12	\$146,080.00	\$ 926.17
Salamonie Dr Indianapolis, IN 46203	IN	\$ 44,495.00	\$ 326.18	\$165,365.00	\$ 1,024.17
Friendship Ln Indianapolis, IN 46217	IN	\$ 39,495.00	\$ 397.53	\$145,065.00	\$ 1,007.17
Oak Lake Dr Indianapolis, IN 46214	IN	\$ 43,745.00	\$ 333.43	\$162,320.00	\$ 1,018.17
Lappin Ct Indianapolis, IN 46229	IN	\$ 40,598.75	\$ 248.75	\$164,830.93	\$ 1,171.17
Camden St Indianapolis, IN 46227	IN	\$ 32,495.00	\$ 231.23	\$116,645.00	\$ 717.17
Mistflower Court Indianapolis, IN 46235	IN	\$ 32,495.00	\$ 314.48	\$116,645.00	\$ 800.42
Tealpoint Ct Indianapolis, IN 46229	IN	\$ 32,870.00	\$ 242.70	\$118,167.50	\$ 749.17
Lappin Ct Indianapolis, IN 46229	IN	\$ 45,495.00	\$ 253.51	\$169,425.00	\$ 1,194.17
Trophy Club Dr Indianapolis, IN 46214	IN	\$ 38,720.00	\$ 254.41	\$141,918.50	\$ 867.17
New Moon St Avon, IN 46123	IN	\$ 39,495.00	\$ 276.73	\$145,065.00	\$ 903.57
Lappin Ct Indianapolis, IN 46229	IN	\$ 46,495.00	\$ 235.84	\$173,485.00	\$ 1,194.17
Deep Run Ct Indianapolis, IN 46268	IN	\$ 42,470.00	\$ 264.27	\$157,143.50	\$ 945.17
Andy Dr Indianapolis, IN 46229	IN	\$ 38,970.00	\$ 292.87	\$142,933.50	\$ 910.17
Congaree Way Indianapolis, IN 46235	IN	\$ 35,470.00	\$ 299.88	\$124,133.50	\$ 826.33
Narrowleaf Dr Indianapolis, IN 46235	IN	\$ 36,995.00	\$ 224.73	\$134,915.00	\$ 806.15
Gambel Rd Indianapolis, IN 46221	IN	\$ 31,995.00	\$ 240.60	\$114,615.00	\$ 731.17
Eden Village Dr Indianapolis, IN 46254	IN	\$ 29,220.00	\$ 250.02	\$103,348.50	\$ 690.17
Little Bighorn Dr Indianapolis, IN 46236	IN	\$ 43,995.00	\$ 442.57	\$163,335.00	\$ 1,151.17
Brixton Woods E Dr Pittsboro, IN 46167	IN	\$ 39,495.00	\$ 249.33	\$145,065.00	\$ 876.17
Greenlee Cir Indianapolis, IN 46234	IN	\$ 39,470.00	\$ 251.78	\$144,963.50	\$ 878.17
Robey Dr Indianapolis, IN 46234	IN	\$ 34,745.00	\$ 302.63	\$125,780.00	\$ 843.17
E Murry St Indianapolis, IN 46237	IN	\$ 29,970.00	\$ 223.39	\$106,393.50	\$ 677.17
Morning Star Dr Indianapolis, IN 46229	IN	\$ 38,120.00	\$ 256.31	\$139,482.50	\$ 858.17
Shellbark Dr Indianapolis, IN 46235	IN	\$ 36,495.00	\$ 273.27	\$126,765.00	\$ 824.17
Presidio Cir Indianapolis, IN 46235	IN	\$ 36,995.00	\$ 234.59	\$134,915.00	\$ 832.17
Evanston Ave Indianapolis, IN 46220	IN	\$ 35,870.00	\$ 317.61	\$133,407.50	\$ 865.17
Hodson Dr Indianapolis, IN 46241	IN	\$ 32,245.00	\$ 272.65	\$115,630.00	\$ 754.17
Starview Dr Indianapolis, IN 46229	IN	\$ 33,995.00	\$ 292.22	\$125,795.00	\$ 807.57
N Elizabeth Dr Indianapolis, IN 46226	IN	\$ 25,245.00	\$ 303.34	\$ 87,210.00	\$ 661.17
Heatherwood Dr Indianapolis, IN 46241	IN	\$ 42,495.00	\$ 262.52	\$157,245.00	\$ 925.17



Lake Valley Dr Memphis, TN 38141	TN	\$ 35,995.00	\$ 302.30	\$130,855.00	\$ 850.08
Wirily Ln Memphis, TN 38016	TN	\$ 55,395.00	\$ 376.30	\$218,145.00	\$ 1,304.00
Tulip Run Dr Memphis, TN 38135	TN	\$ 52,275.00	\$ 435.64	\$204,950.00	\$ 1,305.95
Foyle Cv E Memphis, TN 38125	TN	\$ 62,355.00	\$ 401.19	\$247,580.00	\$ 1,457.00
Stone Bridge Dr Memphis, TN 38134	TN	\$ 41,245.00	\$ 357.86	\$152,170.00	\$ 998.42
N Bluff Point Cv Bartlett, TN 38135	TN	\$ 48,745.00	\$ 344.91	\$182,620.00	\$ 1,118.00
Hammersmith Ln Memphis, TN 38016	TN	\$ 48,745.00	\$ 355.16	\$182,620.00	\$ 1,128.25
Thistle Valley Ln Bartlett, TN 38135	TN	\$ 52,495.00	\$ 370.07	\$197,845.00	\$ 1,209.42
Stornaway Dr Memphis, TN 38119	TN	\$ 52,495.00	\$ 393.98	\$197,845.00	\$ 1,233.33
Tarbet Dr Memphis, TN 38119	TN	\$ 49,370.00	\$ 380.45	\$185,157.50	\$ 1,164.58
Nolton Cir Cordova, TN 38016	TN	\$ 46,433.75	\$ 313.02	\$151,816.33	\$ 938.75
Meadow Vale Dr Memphis, TN 38125	TN	\$ 51,245.00	\$ 395.09	\$192,770.00	\$ 1,235.42
Kearney Ave Memphis, TN 38111	TN	\$ 44,995.00	\$ 434.51	\$167,395.00	\$ 1,141.33
Old Dominion Ct Memphis, TN 38125	TN	\$ 49,995.00	\$ 427.41	\$187,695.00	\$ 1,222.58
Farm Hill Dr Memphis, TN 38141	TN	\$ 35,745.00	\$ 326.63	\$131,370.00	\$ 894.42
Duckling Cove Memphis, TN 38141	TN	\$ 39,995.00	\$ 329.99	\$147,095.00	\$ 965.92
Philwood Cv Memphis, TN 38122	TN	\$ 43,120.00	\$ 329.71	\$159,782.50	\$ 1,022.42
Gracie Ln Cordova, TN 38016	TN	\$ 49,995.00	\$ 391.88	\$187,695.00	\$ 1,209.50
Hampton Manor Ln Memphis, TN 38128	TN	\$ 43,120.00	\$ 361.30	\$159,782.50	\$ 1,054.00
Lyndale Ave Memphis, TN 38107	TN	\$ 42,495.00	\$ 269.65	\$157,245.00	\$ 951.00
Devenshire Ln Memphis, TN 38141	TN	\$ 46,245.00	\$ 375.27	\$172,470.00	\$ 1,124.75
Long Creek Rd Memphis, TN 38125	TN	\$ 60,195.00	\$ 349.85	\$238,445.00	\$ 1,394.58
Clear Sky Path Memphis, TN 38018	TN	\$ 44,995.00	\$ 276.40	\$167,395.00	\$ 1,003.17
N Brookwater Cv Memphis, TN 38125	TN	\$ 63,795.00	\$ 323.03	\$253,670.00	\$ 1,435.90
Tulip Trail Dr Memphis, TN 38133	TN	\$ 39,370.00	\$ 298.10	\$144,557.50	\$ 922.67
Bergen Cv Memphis, TN 38018	TN	\$ 52,995.00	\$ 288.12	\$207,995.00	\$ 1,196.58
Cutter Mill Rd Memphis, TN 38141	TN	\$ 52,495.00	\$ 409.46	\$197,845.00	\$ 1,272.50
Ashcroft Dr Memphis, TN 38125	TN	\$ 57,555.00	\$ 384.73	\$227,280.00	\$ 1,379.50
Brookbury Cv Memphis, TN 38125	TN	\$ 39,995.00	\$ 317.24	\$147,095.00	\$ 953.17
Easterly Ln Memphis, TN 38125	TN	\$ 62,595.00	\$ 363.54	\$248,595.00	\$ 1,484.00
Gracie Ln Memphis, TN 38016	TN	\$ 38,970.00	\$ 356.50	\$130,693.50	\$ 871.42
Misty Bay Cv Arlington, TN 38002	TN	\$ 44,995.00	\$ 341.43	\$167,395.00	\$ 1,048.25
Tefall Cv E Memphis, TN 38016	TN	\$ 57,795.00	\$ 484.70	\$228,295.00	\$ 1,456.58
Eagle View Dr Memphis, TN 38018	TN	\$ 41,495.00	\$ 302.51	\$153,185.00	\$ 965.68
Nolan Ln Memphis, TN 38018	TN	\$ 44,995.00	\$ 407.73	\$167,395.00	\$ 1,134.50
Noel Mission Dr Memphis, TN 38125	TN	\$ 55,995.00	\$ 368.59	\$220,682.50	\$ 1,333.83
Annandale Dr Memphis, TN 38125	TN	\$ 52,495.00	\$ 345.30	\$197,845.00	\$ 1,232.33
Millers Glen Ln Memphis, TN 38125	TN	\$ 58,995.00	\$ 336.99	\$233,370.00	\$ 1,387.42



**Appendix D**  
**Property Resale Data**

**COUNT: 106**

PROPERTY ADDRESS	CITY	STATE	ORIGINAL PURCHASE PRICE	ORIGINAL PURCHASE DATE	SALE PRICE	SALE DATE	EQUITY CREATED	YEARS OWNED
N Shelton Way	Florence	AZ	\$ 95,000.00	7/17/2013	\$ 138,000.00	04/30/2018	\$ 43,000.00	4.79
N Murray Grey Drive	San Tan Valley	AZ	\$ 160,000.00	3/10/2014	\$ 218,000.00	05/08/2018	\$ 58,000.00	4.16
N Greenway Lane	Casa Grande	AZ	\$ 162,500.00	12/17/2013	\$ 180,000.00	05/04/2018	\$ 17,500.00	4.38
E Dust Devil Drive	San Tan Valley	AZ	\$ 144,900.00	5/7/2013	\$ 196,500.00	05/11/2018	\$ 51,600.00	5.01
W Donner Drive	Phoenix	AZ	\$ 106,000.00	4/1/2013	\$ 209,500.00	05/11/2018	\$ 103,500.00	5.11
W Miraflores Street	Maricopa	AZ	\$ 132,000.00	8/20/2014	\$ 192,000.00	05/23/2018	\$ 60,000.00	3.76
W Bowker Street	Laveen	AZ	\$ 120,000.00	4/5/2012	\$ 235,000.00	05/24/2018	\$ 115,000.00	6.14
N High Dunes Drive	Florence	AZ	\$ 96,000.00	9/20/2013	\$ 140,000.00	05/21/2018	\$ 44,000.00	4.67
N Wash View Road	Queen Creek	AZ	\$ 140,000.00	10/1/2013	\$ 208,000.00	06/06/2018	\$ 68,000.00	4.68
N Creosote Court	Casa Grande	AZ	\$ 137,500.00	7/17/2013	\$ 175,000.00	06/20/2018	\$ 37,500.00	4.93
W Mesquite Ave	Apache Junction	AZ	\$ 153,000.00	5/27/2014	\$ 211,000.00	06/21/2018	\$ 58,000.00	4.07
W Hayden Drive	Maricopa	AZ	\$ 129,500.00	10/24/2013	\$ 155,000.00	02/28/2018	\$ 25,500.00	4.35
N Santiana Place	Casa Grande	AZ	\$ 119,500.00	9/24/2013	\$ 143,000.00	03/14/2018	\$ 23,500.00	4.47
E Rose Quartz Lane	San Tan Valley	AZ	\$ 126,000.00	6/6/2014	\$ 181,000.00	04/03/2018	\$ 55,000.00	3.83
W Central Ave	Coolidge	AZ	\$ 73,000.00	12/5/2011	\$ 163,000.00	04/04/2018	\$ 90,000.00	6.33
E Renegade Trail	San Tan Valley	AZ	\$ 143,500.00	6/6/2013	\$ 193,000.00	04/05/2018	\$ 49,500.00	4.83
E Poncho Lane	San Tan Valley	AZ	\$ 130,000.00	10/4/2013	\$ 172,000.00	04/09/2018	\$ 42,000.00	4.52
N Nectar Ave	Florence	AZ	\$ 83,000.00	8/30/2013	\$ 142,400.00	04/11/2018	\$ 59,400.00	4.62
E Meadow Land Drive	San Tan Valley	AZ	\$ 66,700.00	4/6/2012	\$ 160,000.00	04/09/2018	\$ 93,300.00	6.01
N Mesquite Drive	Florence	AZ	\$ 120,200.00	9/18/2012	\$ 147,000.00	04/13/2018	\$ 26,800.00	5.57
S Bowman Road	Apache Junction	AZ	\$ 148,900.00	4/30/2013	\$ 206,960.00	04/16/2018	\$ 58,060.00	4.96
W Coolidge Way	Coolidge	AZ	\$ 91,500.00	11/2/2012	\$ 137,000.00	04/20/2018	\$ 45,500.00	5.47
S Paustian Circle	Apache Junction	AZ	\$ 105,600.00	5/24/2012	\$ 227,000.00	04/17/2018	\$ 121,400.00	5.90
S Conestoga Road	Apache Junction	AZ	\$ 132,500.00	5/1/2013	\$ 175,000.00	04/26/2018	\$ 42,500.00	4.99
W Desert Cedars	Maricopa	AZ	\$ 92,000.00	12/21/2012	\$ 168,000.00	06/06/2018	\$ 76,000.00	5.46
W Amsterdam Road	Maricopa	AZ	\$ 129,000.00	4/15/2013	\$ 172,000.00	06/29/2018	\$ 43,000.00	5.21
W Dove Mesa Drive	Buckeye	AZ	\$ 106,100.00	8/29/2012	\$ 190,000.00	07/06/2018	\$ 83,900.00	5.85
W Lobo Drive	Arizona City	AZ	\$ 56,000.00	8/29/2012	\$ 90,000.00	08/15/2018	\$ 34,000.00	5.96
W Adams St	Goodyear	AZ	\$ 83,000.00	4/8/2011	\$ 217,350.00	06/14/2018	\$ 134,350.00	7.19
W 19th Ave	Apache Junction	AZ	\$ 165,000.00	7/14/2014	\$ 215,000.00	06/14/2018	\$ 50,000.00	3.92
W Gross Ave	Tolleson	AZ	\$ 96,000.00	1/26/2012	\$ 192,000.00	01/03/2018	\$ 96,000.00	5.94
E Chapparal Drive	Casa Grande	AZ	\$ 137,900.00	7/22/2013	\$ 178,000.00	10/04/2018	\$ 40,100.00	5.21
W Cocopah Street	Buckeye	AZ	\$ 106,000.00	8/27/2012	\$ 200,500.00	10/23/2018	\$ 94,500.00	6.16
E Aragonite Lane	San Tan Valley	AZ	\$ 123,500.00	4/23/2014	\$ 201,000.00	10/26/2018	\$ 77,500.00	4.51
W Larkspur Road	El Mirage	AZ	\$ 121,900.00	5/20/2013	\$ 188,000.00	11/01/2018	\$ 66,100.00	5.45
W Vineyard Road	Phoenix	AZ	\$ 90,000.00	5/11/2011	\$ 235,000.00	11/09/2018	\$ 145,000.00	7.50
N Open Range Drive	Queen Creek	AZ	\$ 89,100.00	11/30/2011	\$ 215,000.00	11/07/2018	\$ 125,900.00	6.94
W Evans Drive	Glendale	AZ	\$ 179,400.00	8/23/2013	\$ 186,300.00	12/05/2018	\$ 6,900.00	5.29
N Falcon Lane	Maricopa	AZ	\$ 160,000.00	8/12/2014	\$ 187,500.00	12/04/2018	\$ 27,500.00	4.32
W Blazen Trail	Maricopa	AZ	\$ 146,500.00	4/30/2014	\$ 182,000.00	12/13/2018	\$ 35,500.00	4.62
N Jay Lane	San Tan Valley	AZ	\$ 125,000.00	7/12/2013	\$ 175,000.00	02/15/2018	\$ 50,000.00	4.60
N Betty Court	Maricopa	AZ	\$ 118,000.00	3/25/2014	\$ 160,000.00	02/22/2018	\$ 42,000.00	3.92
W Barrus Street	Casa Grande	AZ	\$ 182,400.00	12/20/2013	\$ 176,000.00	02/28/2018	\$ (6,400.00)	4.19
N Recker Rd #1260	Mesa	AZ	\$ 135,000.00	2/24/2014	\$ 167,500.00	02/07/2018	\$ 32,500.00	3.96
W Feldspar Circle	Apache Junction	AZ	\$ 114,500.00	8/29/2012	\$ 228,300.00	06/13/2018	\$ 113,800.00	5.79
E 12th Street	Casa Grande	AZ	\$ 132,500.00	4/30/2014	\$ 172,000.00	06/19/2018	\$ 39,500.00	4.14
N 114th Street	Surprise	AZ	\$ 83,500.00	7/3/2011	\$ 197,000.00	06/19/2018	\$ 113,500.00	6.97
S Mulberry Street	Florence	AZ	\$ 63,500.00	8/1/2012	\$ 133,000.00	06/28/2018	\$ 69,500.00	5.91
W Jersey Way	San Tan Valley	AZ	\$ 128,000.00	9/18/2013	\$ 205,000.00	07/11/2018	\$ 77,000.00	4.81
E Meadow Creek Way	San Tan Valley	AZ	\$ 122,000.00	3/24/2014	\$ 183,000.00	07/06/2018	\$ 61,000.00	4.29
W Carlos Lane	Queen Creek	AZ	\$ 152,000.00	7/25/2013	\$ 221,000.00	07/16/2018	\$ 69,000.00	4.98
S Shelby Way	Gilbert	AZ	\$ 202,000.00	1/9/2013	\$ 282,000.00	07/26/2018	\$ 80,000.00	5.55

N High Dunes Drive	Florence	AZ	\$ 99,000.00	9/18/2013	\$ 142,000.00	07/06/2018	\$ 43,000.00	4.80
E Haven Ave	Florence	AZ	\$ 105,000.00	8/12/2014	\$ 160,000.00	07/27/2018	\$ 55,000.00	3.96
E Santa Fiore Street	San Tan Valley	AZ	\$ 122,000.00	7/30/2013	\$ 195,000.00	07/25/2018	\$ 73,000.00	4.99
W Glass Lane	Phoenix	AZ	\$ 92,000.00	11/28/2011	\$ 228,000.00	07/31/2018	\$ 136,000.00	6.68
E Arganite Lane	San Tan Valley	AZ	\$ 129,900.00	1/31/2014	\$ 198,000.00	08/10/2018	\$ 68,100.00	4.53
E Graham Lane	Apache Junction	AZ	\$ 104,900.00	5/31/2013	\$ 165,000.00	08/15/2018	\$ 60,100.00	5.21
E Settlers Trail	San Tan Valley	AZ	\$ 122,500.00	9/10/2013	\$ 153,050.00	08/15/2018	\$ 30,550.00	4.93
E Sierrita Road	San Tan Valley	AZ	\$ 134,000.00	8/22/2013	\$ 191,000.00	07/19/2018	\$ 57,000.00	4.91
N Lost Dutchman Way	Florence	AZ	\$ 115,000.00	6/30/2015	\$ 155,000.00	08/21/2018	\$ 40,000.00	3.15
N Wildflower	Casa Grande	AZ	\$ 155,000.00	4/11/2014	\$ 187,500.00	08/24/2018	\$ 32,500.00	4.37
N Greenway Lane	Casa Grande	AZ	\$ 124,500.00	3/13/2013	\$ 185,000.00	09/11/2018	\$ 60,500.00	5.50
N Rosa Drive	Maricopa	AZ	\$ 116,000.00	8/26/2013	\$ 170,000.00	09/14/2018	\$ 54,000.00	5.05
E Lakeview Drive	San Tan Valley	AZ	\$ 127,000.00	5/8/2013	\$ 201,000.00	09/14/2018	\$ 74,000.00	5.36
E 10th Street	Casa Grande	AZ	\$ 145,500.00	4/29/2013	\$ 187,000.00	09/30/2018	\$ 41,500.00	5.42
N 110th Street	Apache Junction	AZ	\$ 137,500.00	6/25/2013	\$ 224,000.00	06/21/2018	\$ 86,500.00	4.99
Cheshire Way	Davenport	FL	\$ 146,500.00	9/12/2014	\$ 200,000.00	11/20/2018	\$ 53,500.00	4.19
S Walleye Drive	Davenport	FL	\$ 125,000.00	5/23/2014	\$ 162,000.00	03/01/2018	\$ 37,000.00	3.78
Haversham Way	Davenport	FL	\$ 154,000.00	4/1/2015	\$ 195,000.00	08/29/2018	\$ 41,000.00	3.41
Brenton Manor Ave	Winter Haven	FL	\$ 113,000.00	2/18/2015	\$ 150,000.00	09/28/2018	\$ 37,000.00	3.61
Whispering Trails Blvd	Winter Haven	FL	\$ 130,000.00	9/15/2016	\$ 185,000.00	08/31/2018	\$ 55,000.00	1.96
Haines Trail	Winter Haven	FL	\$ 118,000.00	2/18/2015	\$ 177,000.00	08/27/2018	\$ 59,000.00	3.52
Traditions Drive	Indianapolis	IN	\$ 79,500.00	6/22/2015	\$ 92,700.00	05/31/2018	\$ 13,200.00	2.94
Candy Spots Drive	Indianapolis	IN	\$ 87,900.00	2/26/2014	\$ 100,000.00	01/31/2018	\$ 12,100.00	3.93
Milwaukee Court	Indianapolis	IN	\$ 79,900.00	12/27/2013	\$ 110,000.00	03/09/2018	\$ 30,100.00	4.20
Buck Rill Drive	Indianapolis	IN	\$ 97,000.00	10/1/2014	\$ 137,000.00	04/06/2018	\$ 40,000.00	3.52
Dayflower Way	Indianapolis	IN	\$ 70,000.00	9/29/2015	\$ 110,000.00	04/30/2018	\$ 40,000.00	2.59
Zephyr Drive	Indianapolis	IN	\$ 89,000.00	7/25/2016	\$ 93,500.00	01/09/2018	\$ 4,500.00	1.46
Congressional Lane	Indianapolis	IN	\$ 93,500.00	9/18/2015	\$ 122,500.00	02/16/2018	\$ 29,000.00	2.42
Narrowleaf Drive	Indianapolis	IN	\$ 107,500.00	10/20/2015	\$ 128,000.00	10/19/2018	\$ 20,500.00	3.00
Huntwick Drive	Indianapolis	IN	\$ 95,000.00	8/29/2014	\$ 139,900.00	10/19/2018	\$ 44,900.00	4.14
Latona Drive	Indianapolis	IN	\$ 106,000.00	1/29/2016	\$ 115,000.00	11/01/2018	\$ 9,000.00	2.76
Park North Way	Indianapolis	IN	\$ 134,000.00	9/13/2017	\$ 144,000.00	11/02/2018	\$ 10,000.00	1.14
Treasury Row	Indianapolis	IN	\$ 72,000.00	7/18/2014	\$ 90,000.00	11/13/2018	\$ 18,000.00	4.33
Peter Court	Indianapolis	IN	\$ 100,500.00	5/26/2015	\$ 115,900.00	11/14/2018	\$ 15,400.00	3.47
Presidio Circle	Indianapolis	IN	\$ 104,000.00	5/14/2014	\$ 128,000.00	12/14/2018	\$ 24,000.00	4.59
Bellchime Drive	Lawrence	IN	\$ 117,000.00	12/8/2014	\$ 136,500.00	02/23/2018	\$ 19,500.00	3.21
Charter Woods Drive	Indianapolis	IN	\$ 108,900.00	10/30/2015	\$ 132,000.00	03/19/2018	\$ 23,100.00	2.39
Pleasant Creek Drive	Indianapolis	IN	\$ 73,500.00	9/11/2015	\$ 119,000.00	04/11/2018	\$ 45,500.00	2.58
Hovenweep Drive	Indianapolis	IN	\$ 124,000.00	10/2/2015	\$ 149,000.00	03/17/2018	\$ 25,000.00	2.46
Mistflower Court	Indianapolis	IN	\$ 94,000.00	1/30/2015	\$ 110,000.00	07/20/2018	\$ 16,000.00	3.47
Blue Pine Lane	Indianapolis	IN	\$ 95,000.00	4/14/2015	\$ 112,000.00	08/13/2018	\$ 17,000.00	3.33
Garth Drive	Indianapolis	IN	\$ 85,000.00	12/1/2014	\$ 96,000.00	08/17/2018	\$ 11,000.00	3.71
Allegro Drive	Indianapolis	IN	\$ 113,000.00	10/30/2014	\$ 125,000.00	08/09/2018	\$ 12,000.00	3.78
Rolling Oak Drive	Indianapolis	IN	\$ 103,900.00	4/23/2014	\$ 131,000.00	09/06/2018	\$ 27,100.00	4.38
Ludwig Drive	Indianapolis	IN	\$ 105,000.00	12/19/2014	\$ 145,000.00	09/04/2018	\$ 40,000.00	3.71
Twin Plant Court	Las Vegas	NV	\$ 90,000.00	8/15/2011	\$ 243,000.00	04/17/2018	\$ 153,000.00	6.68
Cliff Breeze Drive	North Las Vegas	NV	\$ 109,900.00	1/9/2012	\$ 260,000.00	10/23/2018	\$ 150,100.00	6.79
W Azure Ave	North Las Vegas	NV	\$ 102,900.00	9/24/2012	\$ 222,000.00	02/02/2018	\$ 119,100.00	5.36
Hilmont Street	North Las Vegas	NV	\$ 90,000.00	4/10/2012	\$ 203,000.00	04/30/2018	\$ 113,000.00	6.06
Nolan Lane	Cordova	TN	\$ 137,500.00	6/5/2015	\$ 155,000.00	10/29/2018	\$ 17,500.00	3.40
Brookbury Cove	Memphis	TN	\$ 116,000.00	1/22/2015	\$ 140,000.00	11/12/2018	\$ 24,000.00	3.81
Cross Timber Lane	Memphis	TN	\$ 137,500.00	9/30/2015	\$ 165,000.00	02/27/2018	\$ 27,500.00	2.41
Meadow Vale Drive	Memphis	TN	\$ 147,000.00	4/1/2015	\$ 185,000.00	08/07/2018	\$ 38,000.00	3.35
Eagle View Drive	Memphis	TN	\$ 125,000.00	2/25/2015	\$ 146,000.00	08/30/2018	\$ 21,000.00	3.51